



NORDUGRID-TECH-21

3/4/2012

ARC PEER-TO-PEER INFORMATION SYSTEM

Documentation and developer's guide

Contents

1	Design Overview	5
2	ISIS	7
2.1	Registration handling	7
2.1.1	Functionality	7
2.1.2	Interface	7
2.2	Peer-to-Peer	9
2.2.1	Functionality	9
2.2.2	Interface	12
2.3	Authorization	13
2.3.1	Client Authorization	13
2.3.2	Information Authorization	13
2.3.3	Configuration	14
3	Service	17
3.1	Information generation	17
3.2	Registration	17
3.3	Authorization	19
3.4	Configuration	19
4	Appendices	21
4.1	WSDL of ISIS Specific Interface	21
4.2	Schema of ISIS Configuration	28
4.3	Schema of Service Registartion Configuration	30
4.4	Schema of Information Document Policies	32
4.5	Example ISIS service configuration	33

Chapter 1

Design Overview

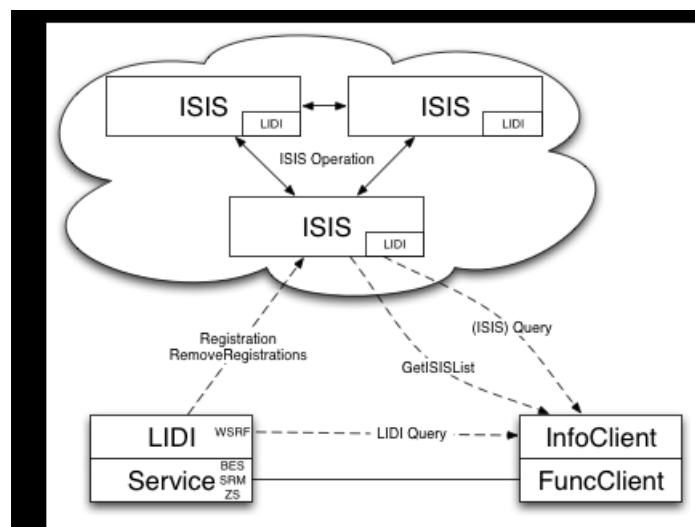


Figure 1.1: Architecture of the Information System

The Information System of the ARC middleware is composed of 3 main parts. The Information System Indexing Services (ISIS) form a set of information containers. Every generic ARC Service pushes information about itself into a nearby ISIS container/service hence registering itself to the Information System. The information stored in every ISIS is propagated among all ISIS services. Clients can query any nearby ISIS service for registered information in order to perform discovery of services that possess specific properties. Clients can also query ARC Services to obtain more detailed information about Service properties.

Chapter 2

ISIS

2.1 Registration handling

2.1.1 Functionality

The functionality of the ISIS services consists of two parts. On the one hand they are working as ordinary Web Services, and on the other hand they maintain a peer-to-peer network — the ISIS cloud.

The main functionality of the ISIS service visible from the outside of the ISIS cloud is to accept registrations from and provide collected information to clients. For that ISIS implements the operations described in following section. A single ISIS service accepts Registration Records pushed to it by other services (including ISIS services) and stores them in a local XML database. Stored records can be queried by clients using mandatory and service-specific attributes as selection criteria.

When multiple ISIS services are used they form a peer-to-peer network. Inside this cloud Registration Records are propagated between services in such a way that all ISIS instances continuously try to synchronize their databases.

2.1.2 Interface

Operation Register

Input

Header

RequesterID Identifier of the client.

MessageGenerationTime Time when the following set of RegEntries was generated. There may be multiple RegEntry elements.

RegEntry

SrcAdv

Type Type of service being registered. This element is an opaque string for now. There shall be service types defined later.

EPR Endpoint Reference of service being registered in terms of WS-Addressing.

SSPair Set of key/value pairs representing service specific information.

MetaSrcAdv

ServiceID Globally unique and persistent identifier of the service.

GenTime (Generation Time) The actual timestamp of information (called wake_up.time in the pseudo code below)

Expiration Validity period of Service Advertisement record.

Output

Fault Optional element describing fault which occurred while performing registration. If missing registration succeeded.

Faults

none No specific faults are defined

This operation is usually called by a service that wants to register its presence in ISIS. This message consists of one or more **Registration Entries** and at most one **Registration Header**. The **Registration Entry**(RegEntry) contains a **Service Advertisement**(SrcAdv) and a corresponding **Service Advertisement Metadata**(MetaSrcAdv). This structure is shown on Figure 2.1.



Figure 2.1: Embedded structure of Registration Message

The service must supply mandatory information. This includes the **Endpoint Reference** used to contact the service — the only required element is the contact URL of the service. **Type** specifies the kind of service and is used to find out functionality and interface of the service. **ServiceID** is used to distinguish between registered services and to deal with the case when the service changes its contact URL. For more information about mandatory and optional information see Section 3.1.

As a result of this operation a new Registration Record is stored inside the ISIS internal database and eventually propagated to other ISISes. If a registration record with the same ID already existed it will be renewed.

This operation is also used by ISIS services to propagate Registration Records inside the ISIS cloud.

Operation RemoveRegistrations

Input

MessageGenerationtime

ServiceID Multiple identifiers of services, whose records has to be removed.

Output

RemoveRegistrationResponseElement

ServiceID Identifier of service whose record was not removed

Fault Description of failure reason

Faults

none No specific faults are defined

This operation is used to explicitly request the removal of zero or more Registration Entries associated with specified ServiceID values stored in the Information System. If the corresponding record does not exist its identifier will be present in the response message together with a corresponding Fault element.

Operation GetISISList

Input

none

Output

EPR Multiple Endpoint References of known ISIS services

Faults

none No specific faults are defined

In response to this operation the EndpointReferences to all known ISIS services are returned. The operation is used for obtaining a list of known ISIS instances from any particular ISIS. Clients can then use the obtained list to run direct queries against the ISIS instances. The operation is provided for fault tolerance and for providing optional performance boost. This operation returns the known peer-to-peer neighbors. If a client is interested in all ISIS instances they can be obtained using the Query operation because they are ordinary services registered into the Information System.

Operation Query

Input

QueryString XPath query expression

Output

any Result of query

Faults

none No specific faults are defined

This operation allows any XPath queries to be performed on stored Registration Records. The records are treated as merged in one XML document with each record being equivalent to a **RegEntry** element of a **Register** operation. In the response all elements produced by the XPath query are returned. The purpose of this operation is to make it possible to obtain any kind of information related to the Indexing Database.

2.2 Peer-to-Peer

2.2.1 Functionality

The ISIS nodes are able to organize themselves into a peer-to-peer network by synchronizing the stored replicated database and maintaining this synchronicity and the network topology. Every node of this peer-to-peer cloud (that is an ISIS service) has its own PeerID, an identifier only used in this network, made as a hash of its endpoint URL. The members are ordered by this identifier in a ring topology, where the successor entity of the ISIS with the largest PeerID is the ISIS with the smallest PeerID. This metric is used to define the neighbor relations that are the basis of the inter-peer-to-peer network communication. It is presumed that only registered ISIS nodes can have any role in the cloud.

Connecting to the peer-to-peer network

Every ISIS tries to connect to the network at its startup by accessing the InfoProvider ISIS nodes known from its configuration. The choice from among the few pre-configured InfoProviders is random to achieve as much load-balancing as possible. (In the design it is assumed that a huge amount of ISIS nodes are configured in very similar way, where the InfoProvider ISIS nodes are mainly the same.) If there is no InfoProvider available or nothing is known from the configuration, the node decides to be the first member and to build a new network.

If there are any InfoProvider nodes available the list of member ISIS nodes will be queried and the ‘successor’ will be defined using the previously mentioned metric. This ‘successor’ node will help the entering ISIS to connect to the cloud. The new member will use the ‘Connect’ Web Service operation to get the newest version of the database stored in the peer-to-peer network, and place its own entries in the cloud by registering them. An initial database synchronization can be achieved using this method.

We can prevent the InfoProvider ISIS nodes from overloading by balancing the operation of database synchronizing — this being the most costly procedure in the connection phase.

There is also an other extension used regarding the InfoProvider ISIS nodes. If a node is not able to connect to any of the InfoProviders then it tries to repeat it later. This results in that the network is able to fuse two disjoint parts of the network when the missing InfoProvider ISIS appears again.

Routing in the peer-to-peer network

We are keeping the databases in synch by passing every Registration and RemoveRegistrations to every node acting in the network. This yields redundancy and fault tolerant message routing between any two ISIS nodes.

The most important parameter of the network is the *sparsity*. This is an integer not less than 2. It determines the number of neighbors as a function of the actual number of member nodes of the network, where the number of neighbors can change when new members connect to the network or old members leave. A sparse graph can be shaped by choosing a great value for sparsity or a dense one by choosing a smaller one. This value is defined during the service configuration and determines the main properties of the peer-to-peer network.

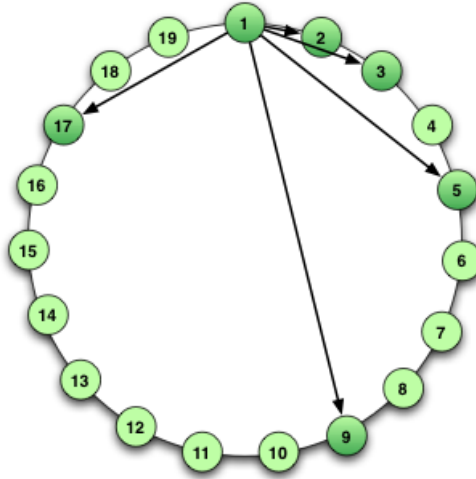


Figure 2.2: The neighbor connections in the peer-to-peer network in case of sparsity=2

Every node has always exactly $n = \lceil \log_s N \rceil$ neighbors where the N is the number of ISIS nodes registered into the network. The node has as many neighbors as the ISIS nodes with PeerID s^0 -th, s^1 -th ... s^{n-1} -th greater than its own. (For example: There are 19 nodes in this network with sparsity=2. Then the first node has the following neighbors: the 2nd, 3rd, 5th, 9th, and 17th node as seen in figure 2.2.)

There can be exactly n -way redundancy achieved in the system so at most $n - 1$ node can disappear without

any serious communication impair. Since there is also an emergency method used trying to deliver messages even if all neighbors are unavailable, the fault tolerance is even greater. With this extension, messages are passed to one of the non-neighbor, yet available, ISIS, so the message will surely be delivered to one of the operational node of the network. This solution provides a secure and quite fast solution for the message delivery but has a high communication cost because there are $n \times N$ messages necessary in general for every Registration or RemoveRegistrations.

If there is a much greater *sparsity* used, then the number of expected members decreases, in the extreme case to only one neighbor. This situation can be seen in Figure 2.3. In this case there are only N (the theoretically minimum) messages traversing in the network at the expense of a slower data propagation.



Figure 2.3: The neighbor connections in the peer-to-peer network in case of sparsity $> N$

There is a data-driven routing used in the peer-to-peer cloud. This means that the nodes examine the received Registration Entries and then store and forward only those messages that are newer than the already stored version belonging to the same service identifier. If the information in the message is out-of-date it will be simply dropped. (A Coordinated Universal Time (UTC) standard time and date format is used for the time stamps that is also able to handle the differences originated from the different time zones.) By using this method it is not necessary to store the formerly seen nodes in the messages, but the routing decision — that is who to send the message to — is based on local information. Since the routing is based on time stamps, it is very important to keep the nodes clock in synch with each other or with an outer reference, say, by using NTP.

Another advantage of this solution is the capability of handling the case of swapped Register and RemoveRegistrations messages. It is possible for a RemoveRegistrations message to forerun a previously generated Register message. This causes just a temporary imprecise entry in the database but the mistake can be quickly fixed and is not much further propagated.

Since the applied routing is based on the state of the messages belonging to some service identifier it is important to keep the fact of message deleting for a while. If a RemoveRegistrations message is received, then the named entry from the database is not removed immediately, instead its state changes to *deleted* and a piece of data about it (the service identifier and the deletion time) is kept.

Maintenance of the peer-to-peer network

In the network there are two different maintenance methods needed. On one hand the database has to be periodically cleaned and on the other hand the list of neighbors has always to be up-to-date.

The database applied in the system is a soft-state database so the entries are *valid* just for a limited time. Without any registration freshening the entry's validity will expire and its state will change to *expired*. The time of expiration is set in every single message by the registrar entity. The RemoveRegistrations message turns the state of the registration entry to *deleted* as was previously mentioned. The *expired* or *deleted*

messages will be purged in the course of periodical database maintenance. The states of registration entries are shown in Figure 2.4.

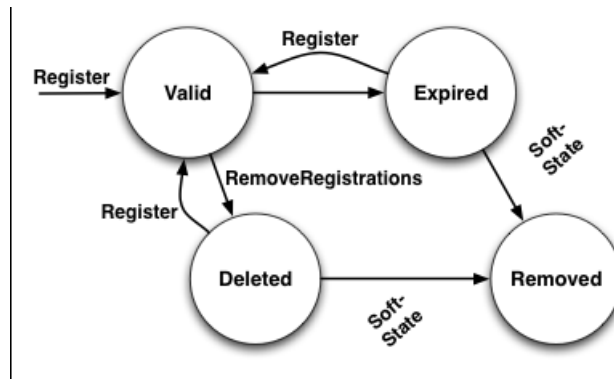


Figure 2.4: Registration entry states

The second kind of maintenance is keeping the list of neighbors up-to-date. While receiving Registration or RemoveRegistrations messages or when finding an outdated entry during the periodical database cleaning nodes perform the necessary steps to update the list. Since every leaving or entering node influences the neighbor registry of all the other nodes at a high probability the local set of neighbors will be rebuilt in these cases. These modifications are passed locally because these connections are asymmetric so there is no compliance or network communication needed.

There is no special action done and no additional network traffic needed during the neighbor checking. The fact that the node periodically sends messages to every neighbor can be exploited. If the node is not successful in sending its messages to the neighbors after some tries, then the unavailable node will be marked. If every neighbor has been marked then the node changes its PeerID and reconnects to the network if there are any InfoProvider ISIS nodes available.

When a neighbor is unavailable ISIS keeps trying to deliver the message to the successor of the neighbor until either the information is passed to at least one available node or it is diagnosed that all the nodes are unavailable. Here the successor means those nodes that have greater PeerID than the neighbor but less than the next ISIS neighbor.

2.2.2 Interface

Operation Connect

Input

none

Output

RegEntry Multiple **RegEntries** locally stored in the ISIS database

Faults

none No specific faults are defined

This operation allows the ISIS to get the already existing database from the ISIS that helps it to connect the peer-to-peer network. As a second step of the connection the newer **RegEntries** that are stored at the connecting entity will be propagated through **Register** operation of the standard service specific interface.

2.3 Authorization

2.3.1 Client Authorization

This section extensively uses terms defined in "ARC Security Framework (NORDUGRID-TECH-16)" document" [2].

To ensure that the information stored in the ISIS cloud can't be tampered with and only is available to proper clients the following authorization framework is implemented. All actions performed by ISIS clients are divided into the three following groups:

- Operations initiated by other ISIS services in the cloud. Those include:
 - Register with Registration Message containing information not about contacting client
 - RemoveRegistrations with request to remove Registration Message representing not contacting client
 - Connect indicating to provide every information about the stored database

Those operations may cause uncontrollable changes in collected information and must be granted only for highly trusted entities like ISISes themselves.

- Operations initiated by the Services registering to the Information System. Those are:
 - Register with Registration Message containing information about contacting client
 - RemoveRegistrations with request to remove Registration Message representing contacting client
- Operations which are allowed for any liable client of a particular Grid infrastructure.
 - Query
 - GetISISList

Those 3 action groups are handled using Security Framework of ARC [2]. For each group a corresponding Action is defined for the ARC policy language as described in table 2.1.

Table 2.1: ARC Policy Actions of ISIS

Group	Action	AttributeId
Request from ISIS	<i>isis</i>	http://www.nordugrid.org/schemas/policy-arc/types/isis/operation
Request from Service	<i>service</i>	http://www.nordugrid.org/schemas/policy-arc/types/isis/operation
Request from generic client	<i>client</i>	http://www.nordugrid.org/schemas/policy-arc/types/isis/operation

Access restrictions for clients are defined using ARC Policies which are specified and processed using a generic Security Handlers approach. The corresponding Security Handlers have to be configured inside the configuration block of the corresponding ISIS service and attached to the *incoming* queue.

2.3.2 Information Authorization

Because all ISIS services trust each other they freely exchange collected information. But not all information stored inside the ISIS cloud is public or readable by clients authorized according to the procedure described in section 2.3.1. There may be some pieces of information available only for specific clients. An example could be that information about resources serving a particular Virtual Organization (VO) might be visible only to members of that VO.

To implement the functionality described above each node in the aggregated XML documents of information collected by the ISIS cloud may have an Access Control Policy associated with it. Access control is defined at the level of an XML node and propagates to all children nodes — similar to file systems. Children nodes can only additionally restrict access control imposed by the parent node. For example if parent node A

allows access only to VO1 then children node B can narrow access to Administrator of VO1 and can't grant access for VO2 members.

By default all XML nodes are public. Access Control Policies are embedded into XML document as XML nodes (see Appendix 4.4 for schema) even if that violates the schema of the document. Then nodes are assigned policies by adding XML attributes referring to defined Policies. Access permission to a particular information node is evaluated by traversing all nodes from parent to children. At the first node that gives a negative result the evaluation is stopped and this node including all its children is removed from document.

Before providing results of a query operation ISIS runs the procedure described above on the results and also removes Access Control Policies. The reduced document obtained in this way is returned to the requesting client.

2.3.3 Configuration

For information about sophisticated authorization policies and how to deploy various Policy Decision Point entities please see "ARC Security Framework (NORDUGRID-TECH-16)" document [2].

To restrict the set of clients allowed to perform operations on the ISIS service a proper authorization policy is needed. Let's assume ISIS is operating over a TLS connection and all participants possess X.509 certificates with the following subject names:

- /O=Grid/O=Test/CN=CLIENT — generic client entities
- /O=Grid/O=Test/CN=SERVICE — generic service entities
- /O=Grid/O=Test/CN=ISIS — all ISIS belonging to ISIS cloud

In NO way do we suggest to use such setup. A real installation should use more sophisticated ways to identify clients contacting the ISIS service. For an infrastructure with a quite static roles distribution for example we suggest to use Virtual Organization Management Service (VOMS) attributes embedded into X.509 certificates representing the participating entities.

Below is an example policy made of 3 rules defined in lines 4–17, 18–29 and 30–39. Those define the allowed behavior for the ISIS, generic services and generic clients. Lines 6–7, 20–21 and 32–33 specify attributes used to recognise the type of the connecting client. In this case those are subjects of X.509 certificates with values defined above. Lines 10–15, 24–27 and 36–37 specify allowed actions. One can see that this policy allows all operations to be performed by the ISIS client. It limits operations allowed for generic service to "service" and "client" types. And client entities are allowed to perform "client" type operations only.

```

1: <?xml version="1.0" encoding="UTF-8"?>
2: <Policy xmlns="http://www.nordugrid.org/schemas/policy-arc" PolicyId="policy1"
3:     CombiningAlg="Deny-Overrides">
4:   <Rule RuleId="isis_to_isis" Effect="Permit">
5:     <Subjects>
6:       <Subject AttributeId="http://www.nordugrid.org/schemas/policy-arc/types/tls/identity"
7:         >/O=Grid/O=Test/CN=ISIS</Subject>
8:     </Subjects>
9:     <Actions>
10:      <Action AttributeId="http://www.nordugrid.org/schemas/policy-arc/types/isis/operation"
11:        >isis</Action>
12:      <Action AttributeId="http://www.nordugrid.org/schemas/policy-arc/types/isis/operation"
13:        >service</Action>
14:      <Action AttributeId="http://www.nordugrid.org/schemas/policy-arc/types/isis/operation"
15:        >client</Action>
16:    </Actions>
17:   </Rule>
18:   <Rule RuleId="service_to_isis" Effect="Permit">
19:     <Subjects>
20:       <Subject AttributeId="http://www.nordugrid.org/schemas/policy-arc/types/tls/identity"
21:         >/O=Grid/O=Test/CN=SERVICE</Subject>

```

```

22:     </Subjects>
23:     <Actions>
24:         <Action AttributeId="http://www.nordugrid.org/schemas/policy-arc/types/isis/operation"
25:             >service</Action>
26:         <Action AttributeId="http://www.nordugrid.org/schemas/policy-arc/types/isis/operation"
27:             >client</Action>
28:     </Actions>
29: </Rule>
30: <Rule RuleId="client_to_isis" Effect="Permit">
31:     <Subjects>
32:         <Subject AttributeId="http://www.nordugrid.org/schemas/policy-arc/types/tls/identity"
33:             >/O=Grid/O=Test/CN=CLIENT</Subject>
34:     </Subjects>
35:     <Actions>
36:         <Action AttributeId="http://www.nordugrid.org/schemas/policy-arc/types/isis/operation"
37:             >client</Action>
38:     </Actions>
39: </Rule>
40: </Policy>

```

This policy is not as restrictive as it could be in order to allow ISIS services to register themselves as ordinary services and to allow services which perform discovery of other services to behave like ordinary clients.

In order to activate the policy it must be linked to the ISIS service through the Security Handle and the Policy Decision Point emedded into the configuration of ISIS. Below is a minimal example configuration element of an ISIS service. In lines 7–17 a set of Security Handlers and Policy Decision Points is configured to handle policies written in the ARC Policy Language (described in [2]). Line 14 specifies that the policy is read from file `/opt/arc/etc/isis/policy.xml` every time a new request arrives. If the policy is not satisfied then the ISIS returns SOAP Fault instead of the usual informative response.

```

1: <Service
2:     xmlns="http://www.nordugrid.org/schemas/ArcConfig/2007"
3:     xmlns:isis="http://www.nordugrid.org/schemas/ArcConfig/2009/isis"
4:     name="isis" id="isis">
5:     <isis:endpoint>https://localhost:60000/isis</isis:endpoint>
6:     <isis:DBPath>/opt/arc/share/isisdb</isis:DBPath>
7:     <SecHandler
8:         xmlns:auth="http://www.nordugrid.org/schemas/SimpleListAuthZ"
9:         name="arc.authz" id="authz" event="incoming">
10:     <auth:PDP
11:         xmlns:pdp="http://www.nordugrid.org/schemas/ArcPDP"
12:         name="arc.pdp">
13:     <pdp:PolicyStore>
14:         <pdp:Location type="file">/opt/arc/etc/isis/policy.xml</pdp:Location>
15:     </pdp:PolicyStore>
16:     </auth:PDP>
17: </SecHandler>
18: </Service>

```


Chapter 3

Service

3.1 Information generation

The service developers have to ensure that the services are providing the necessary information about themselves when registering to ISISes. This is done by implementing a subclass of the `Arc::Service` class — the `RegistrationCollector` function has to provide up-to-date status information about the service and anything else it wants to be advertised. This information package is called **Service Advertisement**. The **Service Advertisement** can contain any information the service wants to advertise but the mandatory elements have to always be present:

- Service ID: A globally unique identifier of the service.
- Service Type: The Glue2 type of service.
- Endpoint URL: The URL where the service can be contacted provided as part of EPR element.

Because there may be multiple registration processes running in parallel it is important to ensure that the implementation of the `RegistrationCollector` is thread safe or there are internal locks implemented.

Every service registering to ISIS should also provide an interface for direct querying of information describing the service. Normally this information should be more detailed than the one sent to ISIS. For this purpose the LIDI interface is defined which is a subset of WS Resource Properties (WSRP) [1]. The following WSRP operations must be supported — *GetResourcePropertyDocument*, *GetResourceProperty*, *GetMultipleResourceProperties* and *QueryResourceProperties*.

3.2 Registration

The registration of a service is carried out by an internal module called `InfoRegistrar`. The `InfoRegistrar` is an active module of the HED (Hosting Environment Daemon) which is bound to a set of ISISes. In practice, the configuration part of the `InfoRegistrar` contains exactly one ISIS to bind, and the `InfoRegistrar` will collect the necessary information about the other ISISes belonging to the same network.

To register services to more than one ISIS network multiple `InfoRegistrar` instances has to be configured. In this case, every `InfoRegistrar` will be used parallel for registering every service unless configured explicitly. The registration of a service can be done once or periodically based either on the configuration of the service or overwritten for every `InfoRegistrar` per service separately. The `InfoRegistrar` is also performing message aggregation of all services linked to it if possible. The simplified algorithm of the `InfoRegistrar` is presented below.

InfoRegistrar — simplified pseudo algorithm

```
// Initialize phase
```

```

Read the configuration and store the information about the services in a list
do { // Cyclic phase in a different Thread
  wake_up_time = now();
  messages = null;
  if ( 0 < count(service where service.next_run <= wake_up_time)) {
    foreach( service where service.next_run <= wake_up_time) {
      messages.add(service.RegistrationCollector);
      service.next_run = wake_up_time + service.period;
    }
    if (0 < count(messages)) {
      sent_message = assemble message with headers(messages);
      send(sent_message);
    }
  } else {
    sleep(min(service.next_run) - now());
  }
} while(true)

```

The current implementation does not allow the value of the period to be less than 2 minutes.

The service provides the **Service Advertisement** part of the information sent to ISIS (see Section 2.1.2). Before sending this information the InfoRegistrar extends it with additional data (**Service Advertisement Metadata**).

An example layout of services is shown on Figure 3.1. In this configuration example there are two InfoRegistrars configured in one HED container for three services. The services are configured in the following way:

- Service 1: The *InfoRegistrar A* is configured explicitly.
- Service 2: There is no InfoRegistrar configured so all existing InfoRegistrar will register it parallel.
- Service 3: The *InfoRegistrar B* is configured explicitly.

So Service 1 and Service 2 are handled by *InfoRegistrar A* and Service 2 and Service 3 by *InfoRegistrar B*. In the first step each InfoRegistrar performs information collection from all assigned services sequentially. InfoRegistrars themselves are executing in parallel. After collection the aggregated information is sent to the corresponding ISISes independently by each other InfoRegistrar.

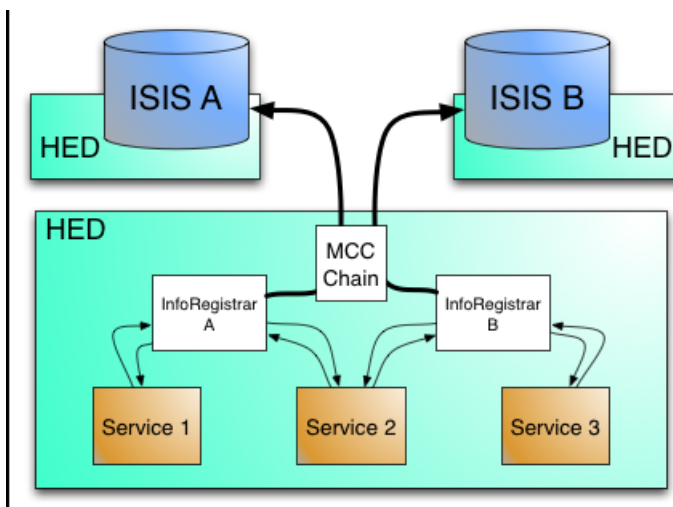


Figure 3.1: Overview of the registration process

This registration operation is done once during the start-up phase and periodically according to (per service) configured periods.

3.3 Authorization

For every piece of information provided by the service through the LIDI interface the same procedure as described in Section 2.3.2 should be applied.

3.4 Configuration

The registration operation is done by the InfoRegistrars as described in Section 3.2. Each InfoRegistrar is instantiated by the corresponding InfoRegistrar XML element in the configuration file as defined in Section 4.3.

The default registration parameters per service are defined by the InfoRegister elements located inside the corresponding service configuration element. To assign a service to specific InfoRegistrar(s) one may use Registrar configuration elements situated inside InfoRegister. If no Registrar element is defined the service will be registered using every InfoRegistrars. To make a service not register itself the special configuration element NoRegister has to be used.

The Following elements are defined inside the configuration element of the InfoRegistrar:

URL specifies the contact endpoint of a bootstrap ISIS. If needed further ISIS addresses will be queried from this service. This element is mandatory.

KeyPath, CertificatePath, ProxyPath and CACertificatesDir are paths to files storing X509 credentials used for establishing connections. Those elements are optional and needed only if TLS communication is used.

Retry specifies how many times communication to ISIS have to fail/timeout to start treating it as unavailable. The default value is 5.

Chapter 4

Appendices

4.1 WSDL of ISIS Specific Interface

```
?xml version="1.0" encoding="UTF-8"?>
<!--
  Data types of Information Indexing Service
-->

<xsd:schema
  xmlns:xsd="http://www.w3.org/2001/XMLSchema"
  xmlns:isis="http://www.nordugrid.org/schemas/isis/2007/06"
  xmlns:wsa="http://www.w3.org/2005/08/addressing"
  targetNamespace="http://www.nordugrid.org/schemas/isis/2007/06"
  elementFormDefault="qualified" attributeFormDefault="unqualified"
>

  <xsd:import namespace="http://www.w3.org/2005/08/addressing"
    schemaLocation="http://www.w3.org/2006/03/addressing/ws-addr.xsd"/>

  <!-- This is an initial and incomplete DRAFT which mainly concentrates on the structure
    but not on the actual names. Final version will use GLUE-2.0 terminology. -->

  <!-- ===== Input and output types for IIS operations ===== -->
  <!-- Input type for Register operation -->
  <xsd:complexType name="RegisterType">
    <xsd:sequence>
      <xsd:element name="Header" type="isis:HeaderType" minOccurs="0" maxOccurs="1"/>
      <xsd:element name="RegEntry" type="isis:RegistrationEntryType" minOccurs="1"
        maxOccurs="unbounded"/>
    </xsd:sequence>
  </xsd:complexType>
  <xsd:element name="Register" type="isis:RegisterType"/>

  <!-- Output type for Register operation -->
  <xsd:complexType name="RegisterResponseType">
    <xsd:sequence>
      <xsd:element name="Fault" type="isis:FaultType" minOccurs="0" maxOccurs="1"/>
    </xsd:sequence>
  </xsd:complexType>
  <xsd:element name="RegisterResponse" type="isis:RegisterResponseType"/>
```

```

<!-- Input type for RemoveRegistrations operation -->
<xsd:complexType name="RemoveRegistrationsType">
  <xsd:sequence>
    <xsd:element name="MessageGenerationTime" type="xsd:string" minOccurs="1"
      maxOccurs="1"/>
    <xsd:element name="ServiceID" type="xsd:string" minOccurs="1"
      maxOccurs="unbounded"/>
  </xsd:sequence>
</xsd:complexType>
<xsd:element name="RemoveRegistrations" type="isis:RemoveRegistrationsType"/>

<!-- Output type for RemoveRegistrations operation -->
<xsd:complexType name="RemoveRegistrationResponseType">
  <xsd:sequence>
    <xsd:element name="ServiceID" type="xsd:string" minOccurs="1" maxOccurs="1"/>
    <xsd:element name="Fault" type="isis:FaultType" minOccurs="1" maxOccurs="1"/>
  </xsd:sequence>
</xsd:complexType>

<xsd:complexType name="RemoveRegistrationsResponseType">
  <xsd:sequence>
    <xsd:element name="RemoveRegistrationResponseElement"
      type="isis:RemoveRegistrationResponseType" minOccurs="0" maxOccurs="
unbounded" />
  </xsd:sequence>
</xsd:complexType>
<xsd:element name="RemoveRegistrationsResponse"
  type="isis:RemoveRegistrationsResponseType"/>

<!-- Input type for GetISISList operation -->
<xsd:complexType name="GetISISListType">
  <xsd:sequence>
  </xsd:sequence>
</xsd:complexType>
<xsd:element name="GetISISList" type="isis:GetISISListType"/>

<!-- Output type for GetISISList operation -->
<xsd:complexType name="GetISISListResponseType">
  <xsd:sequence>
    <xsd:element name="EPR" type="wsa:EndpointReferenceType" minOccurs="1"
      maxOccurs="unbounded"/>
  </xsd:sequence>
</xsd:complexType>
<xsd:element name="GetISISListResponse" type="isis:GetISISListResponseType"/>

<!-- Input type for Query operation -->
<xsd:complexType name="QueryType">
  <xsd:sequence>
    <xsd:element name="QueryString" type="xsd:string" minOccurs="1" maxOccurs="1"/>
  </xsd:sequence>
</xsd:complexType>
<xsd:element name="Query" type="isis:QueryType"/>
<!-- Output type for Query operation -->
<xsd:complexType name="QueryResponseType">
  <xsd:sequence>
    <xsd:any minOccurs="0" maxOccurs="unbounded"/>
  </xsd:sequence>

```

```

</xsd:complexType>
<xsd:element name="QueryResponse" type="isis:QueryResponseType"/>

<!-- === Helper type definitions === -->
<xsd:simpleType name="StatusType">
  <xsd:restriction base="xsd:string">
    <xsd:enumeration value="1"/>
    <xsd:enumeration value="2"/>
  </xsd:restriction>
</xsd:simpleType>

<xsd:complexType name="HeaderType">
  <xsd:sequence>
    <!-- Identifier of the source HED -->
    <xsd:element name="RequesterID" type="xsd:string" minOccurs="0" maxOccurs="1"/>
    <!-- Time of the aggregated message generation -->
    <xsd:element name="MessageGenerationTime" type="xsd:dateTime"/>
  </xsd:sequence>
</xsd:complexType>

<xsd:complexType name="RegistrationEntryType">
  <xsd:sequence>
    <xsd:element name="SrcAdv" type="isis:ServiceAdvertisementType" minOccurs="1"
      maxOccurs="1"/>
    <xsd:element name="MetaSrcAdv" type="isis:ServiceAdvertisementMetadataType"
      minOccurs="1" maxOccurs="1"/>
  </xsd:sequence>
</xsd:complexType>

<xsd:complexType name="ServiceAdvertisementType">
  <xsd:sequence>
    <!-- General part of the Service Advertisement -->
    <xsd:element name="Type" type="isis:ServiceTypeType"/>
    <xsd:element name="EPR" type="wsa:EndpointReferenceType"/>
    <!-- Service specific part of the Service Advertisement -->
    <xsd:element name="SSPair" type="isis:NameValuePairType" minOccurs="0"
      maxOccurs="unbounded"/>
  </xsd:sequence>
</xsd:complexType>

<xsd:complexType name="ServiceAdvertisementMetadataType">
  <xsd:sequence>
    <!-- Globally unique and persistent ID of the service -->
    <xsd:element name="ServiceID" type="xsd:string" minOccurs="1" maxOccurs="1"/>
    <!-- Time of information generation or collection -->
    <xsd:element name="GenTime" type="xsd:dateTime" minOccurs="1" maxOccurs="1"/>
    <xsd:element name="Expiration" type="xsd:duration"/>
  </xsd:sequence>
</xsd:complexType>

<xsd:simpleType name="FaultTypeType">
  <xsd:restriction base="xsd:string">
    <xsd:enumeration value="1"/>
    <xsd:enumeration value="2"/>
  </xsd:restriction>
</xsd:simpleType>

```

```

<!-- description of fault -->
<xsd:complexType name="FaultType">
  <xsd:sequence>
    <xsd:element name="Name" type="xsd:string"/>
    <xsd:element name="Type" type="isis:FaultTypeType"/>
    <xsd:element name="Description" type="xsd:string"/>
  </xsd:sequence>
</xsd:complexType>

<!-- List of the service types will be provided by the GLUE-2.0 -->
<xsd:simpleType name="ServiceTypeType">
  <xsd:restriction base="xsd:string">
  </xsd:restriction>
</xsd:simpleType>

<xsd:complexType name="NameValuePairType">
  <xsd:sequence>
    <xsd:element name="Name" type="xsd:string"/>
    <xsd:element name="Value" type="xsd:string"/>
  </xsd:sequence>
</xsd:complexType>

</xsd:schema>

<?xml version="1.0" encoding="utf-8"?>
<wsdl:definitions name="InformationIndexing"
  xmlns:SOAP-ENV="http://schemas.xmlsoap.org/soap/envelope/"
  xmlns:SOAP-ENC="http://schemas.xmlsoap.org/soap/encoding/"
  xmlns:wsdl="http://schemas.xmlsoap.org/wsdl/"
  xmlns:xsd="http://www.w3.org/2001/XMLSchema"
  xmlns:soap="http://schemas.xmlsoap.org/wsdl/soap/"
  xmlns:wsa="http://www.w3.org/2005/08/addressing"
  xmlns:isis="http://www.nordugrid.org/schemas/isis/2007/06"
  xmlns:wsrf-bf="http://docs.oasis-open.org/wsrf/bf-2"
  xmlns:wsrf-rp="http://docs.oasis-open.org/wsrf/rp-2"
  xmlns:wsrf-rpw="http://docs.oasis-open.org/wsrf/rpw-2"
  xmlns:wsrf-rw="http://docs.oasis-open.org/wsrf/rw-2"
  targetNamespace="http://www.nordugrid.org/schemas/isis/2007/06"
>
<!--
Interface of Information Indexing Service
-->

<wsdl:import namespace="http://docs.oasis-open.org/wsrf/rpw-2"
  location="http://docs.oasis-open.org/wsrf/rpw-2.wsdl"/>

<!-- ===== Type definitions ===== -->
<wsdl:types>
  <xsd:schema
    xmlns:isis="http://www.nordugrid.org/schemas/isis/2007/06"
    targetNamespace="http://www.nordugrid.org/schemas/isis/2007/06"
    attributeFormDefault="unqualified"
    elementFormDefault="qualified"
  >
    <xsd:include schemaLocation="./isis.xsd"/>
  </xsd:schema>

```

```

</wsdl:types>

<!-- ===== Messages definitions ===== -->

<!-- ===== Register ===== -->
<wsdl:message name="RegisterRequest">
  <wsdl:part name="Register" element="isis:Register"/>
</wsdl:message>

<wsdl:message name="RegisterResponse">
  <wsdl:part name="RegisterResponse" element="isis:RegisterResponse"/>
</wsdl:message>

<!-- ===== RemoveRegistrations ===== -->

<wsdl:message name="RemoveRegistrationsRequest">
  <wsdl:part name="RemoveRegistrations" element="isis:RemoveRegistrations"/>
</wsdl:message>

<wsdl:message name="RemoveRegistrationsResponse">
  <wsdl:part name="RemoveRegistrationsResponse"
    element="isis:RemoveRegistrationsResponse"/>
</wsdl:message>

<!-- ===== GetISISList ===== -->
<wsdl:message name="GetISISListRequest">
  <wsdl:part name="GetISISList" element="isis:GetISISList"/>
</wsdl:message>

<wsdl:message name="GetISISListResponse">
  <wsdl:part name="GetISISListResponse" element="isis:GetISISListResponse"/>
</wsdl:message>

<!-- ===== Query ===== -->
<wsdl:message name="QueryRequest">
  <wsdl:part name="Query" element="isis:Query"/>
</wsdl:message>

<wsdl:message name="QueryResponse">
  <wsdl:part name="QueryResponse" element="isis:QueryResponse"/>
</wsdl:message>

<!-- ===== PortType definitions ===== -->
<wsdl:portType name="ISISPortType">
  <wsdl:operation name="Register">
    <wsdl:input name="RegisterRequest" message="isis:RegisterRequest"/>
    <wsdl:output name="RegisterResponse" message="isis:RegisterResponse"/>
  </wsdl:operation>
  <wsdl:operation name="RemoveRegistrations">
    <wsdl:input name="RemoveRegistrationsRequest"
      message="isis:RemoveRegistrationsRequest"/>
    <wsdl:output name="RemoveRegistrationsResponse"
      message="isis:RemoveRegistrationsResponse"/>
  </wsdl:operation>
  <wsdl:operation name="GetISISList">
    <wsdl:input name="GetISISListRequest" message="isis:GetISISListRequest"/>
    <wsdl:output name="GetISISListResponse" message="isis:GetISISListResponse"/>
  </wsdl:operation>

```

```

    <wsdl:operation name="Query">
        <wsdl:input name="QueryRequest" message="isis:QueryRequest"/>
        <wsdl:output name="QueryResponse" message="isis:QueryResponse"/>
    </wsdl:operation>
</wsdl:portType>

<!-- ===== Bindings ===== -->

<wsdl:binding name="isis" type="isis:ISISPortType">
    <soap:binding style="document" transport="http://schemas.xmlsoap.org/soap/http"/>
    <wsdl:operation name="Register">
        <soap:operation soapAction="Register"/>
        <wsdl:input name="RegisterRequest">
            <soap:body use="literal"/>
        </wsdl:input>
        <wsdl:output name="RegisterResponse">
            <soap:body use="literal"/>
        </wsdl:output>
    </wsdl:operation>
    <wsdl:operation name="RemoveRegistrations">
        <soap:operation soapAction="RemoveRegistrations"/>
        <wsdl:input name="RemoveRegistrationsRequest">
            <soap:body use="literal"/>
        </wsdl:input>
        <wsdl:output name="RemoveRegistrationsResponse">
            <soap:body use="literal"/>
        </wsdl:output>
    </wsdl:operation>
    <wsdl:operation name="GetISISList">
        <soap:operation soapAction="GetISISList"/>
        <wsdl:input name="GetISISListRequest">
            <soap:body use="literal"/>
        </wsdl:input>
        <wsdl:output name="GetISISListResponse">
            <soap:body use="literal"/>
        </wsdl:output>
    </wsdl:operation>
    <wsdl:operation name="Query">
        <soap:operation soapAction="Query"/>
        <wsdl:input name="QueryRequest">
            <soap:body use="literal"/>
        </wsdl:input>
        <wsdl:output name="QueryResponse">
            <soap:body use="literal"/>
        </wsdl:output>
    </wsdl:operation>
</wsdl:binding>
<wsdl:binding name="GetResourcePropertyDocument"
type="wsrf-rpw:GetResourcePropertyDocument">
    <soap:binding style="document" transport="http://schemas.xmlsoap.org/soap/http"/>
    <wsdl:operation name="GetResourcePropertyDocument">
        <soap:operation soapAction="GetResourcePropertyDocument"/>
        <wsdl:input name="GetResourcePropertyDocumentRequest">
            <soap:body use="literal"/>
        </wsdl:input>
        <wsdl:output name="GetResourcePropertyDocumentResponse">
            <soap:body use="literal"/>
        </wsdl:output>
    </wsdl:operation>

```

```

    <wsdl:fault name="ResourceUnknownFault">
      <soap:fault name="ResourceUnknownFault" use="literal"/>
    </wsdl:fault>
    <wsdl:fault name="ResourceUnavailableFault">
      <soap:fault name="ResourceUnavailableFault" use="literal"/>
    </wsdl:fault>
  </wsdl:operation>
</wsdl:binding>

<wsdl:binding name="GetResourceProperty" type="wsrf-rpw:GetResourceProperty">
  <soap:binding style="document" transport="http://schemas.xmlsoap.org/soap/http"/>
  <wsdl:operation name="GetResourceProperty">
    <soap:operation soapAction="GetResourceProperty"/>
    <wsdl:input name="GetResourcePropertyRequest">
      <soap:body use="literal"/>
    </wsdl:input>
    <wsdl:output name="GetResourcePropertyResponse">
      <soap:body use="literal"/>
    </wsdl:output>
    <wsdl:fault name="ResourceUnknownFault">
      <soap:fault name="ResourceUnknownFault" use="literal"/>
    </wsdl:fault>
    <wsdl:fault name="ResourceUnavailableFault">
      <soap:fault name="ResourceUnavailableFault" use="literal"/>
    </wsdl:fault>
    <wsdl:fault name="InvalidResourcePropertyQNameFault">
      <soap:fault name="InvalidResourcePropertyQNameFault" use="literal"/>
    </wsdl:fault>
  </wsdl:operation>
</wsdl:binding>

<wsdl:binding name="QueryResourceProperties" type="wsrf-rpw:QueryResourceProperties">
  <soap:binding style="document" transport="http://schemas.xmlsoap.org/soap/http"/>
  <wsdl:operation name="QueryResourceProperties">
    <soap:operation soapAction="QueryResourceProperties"/>
    <wsdl:input name="QueryResourcePropertiesRequest">
      <soap:body use="literal"/>
    </wsdl:input>
    <wsdl:output name="QueryResourcePropertiesResponse">
      <soap:body use="literal"/>
    </wsdl:output>
    <wsdl:fault name="ResourceUnknownFault">
      <soap:fault name="ResourceUnknownFault" use="literal"/>
    </wsdl:fault>
    <wsdl:fault name="ResourceUnavailableFault">
      <soap:fault name="ResourceUnavailableFault" use="literal"/>
    </wsdl:fault>
    <wsdl:fault name="InvalidResourcePropertyQNameFault">
      <soap:fault name="InvalidResourcePropertyQNameFault" use="literal"/>
    </wsdl:fault>
    <wsdl:fault name="UnknownQueryExpressionDialectFault">
      <soap:fault name="UnknownQueryExpressionDialectFault" use="literal"/>
    </wsdl:fault>
    <wsdl:fault name="InvalidQueryExpressionFault">
      <soap:fault name="InvalidQueryExpressionFault" use="literal"/>
    </wsdl:fault>
    <wsdl:fault name="QueryEvaluationErrorFault">
      <soap:fault name="QueryEvaluationErrorFault" use="literal"/>
    </wsdl:fault>
  </wsdl:operation>
</wsdl:binding>

```

```

        </wsdl:fault>
    </wsdl:operation>
</wsdl:binding>

<!-- ===== Service definition ===== -->
<wsdl:service name="isis">
    <wsdl:port name="GetResourcePropertyDocument"
        binding="isis:GetResourcePropertyDocument">
        <soap:address location="mailto:test@test.com"/>
    </wsdl:port>
    <wsdl:port name="GetResourceProperty" binding="isis:GetResourceProperty">
        <soap:address location="mailto:test@test.com"/>
    </wsdl:port>
    <wsdl:port name="QueryResourceProperties" binding="isis:QueryResourceProperties">
        <soap:address location="mailto:test@test.com"/>
    </wsdl:port>
    <wsdl:port name="isis" binding="isis:isis">
        <soap:address location="mailto:test@test.com"/>
    </wsdl:port>
</wsdl:service>

</wsdl:definitions>

```

4.2 Schema of ISIS Configuration

```

<?xml version="1.0" encoding="UTF-8"?>
<xsd:schema
    xmlns:xsd="http://www.w3.org/2001/XMLSchema"
    xmlns="http://www.nordugrid.org/schemas/isis/2009/08"
    xmlns:icfg="http://www.nordugrid.org/schemas/isis/2009/08"
    targetNamespace="http://www.nordugrid.org/schemas/isis/2009/08"
    elementFormDefault="qualified" attributeFormDefault="unqualified"
>

    <xsd:element name="KeyPath" type="xsd:string">
        <xsd:annotation>
            <xsd:documentation xml:lang="en">
                Optional KeyPath for SSL connection
            </xsd:documentation>
        </xsd:annotation>
    </xsd:element>

    <xsd:element name="CertificatePath" type="xsd:string">
        <xsd:annotation>
            <xsd:documentation xml:lang="en">
                Optional CertificatePath for SSL connection
            </xsd:documentation>
        </xsd:annotation>
    </xsd:element>

    <xsd:element name="ProxyPath" type="xsd:string">
        <xsd:annotation>
            <xsd:documentation xml:lang="en">
                Optional ProxyPath for SSL connection
            </xsd:documentation>
        </xsd:annotation>
    </xsd:element>

```

```

</xsd:element>

<xsd:element name="CACertificatesDir" type="xsd:string">
  <xsd:annotation>
    <xsd:documentation xml:lang="en">
      Optional CACertificatesDir for SSL connection
    </xsd:documentation>
  </xsd:annotation>
</xsd:element>

<xsd:element name="endpoint" type="xsd:anyURI">
  <xsd:annotation>
    <xsd:documentation xml:lang="en">
      The URL where the service can be accessed from outside.
    </xsd:documentation>
  </xsd:annotation>
</xsd:element>

<xsd:element name="retry" type="xsd:nonNegativeInteger" default="5">
  <xsd:annotation>
    <xsd:documentation xml:lang="en">
      Retry specifies how many times communication to ISIS have to
      fail/timeout to start treating it as unavailable.
    </xsd:documentation>
  </xsd:annotation>
</xsd:element>

<xsd:element name="sparsity" type="xsd:nonNegativeInteger" default="2">
  <xsd:annotation>
    <xsd:documentation xml:lang="en">
      It determines the number of neighbors as a function of the actual
      number of member nodes of the network.
    </xsd:documentation>
  </xsd:annotation>
</xsd:element>

<xsd:element name="ETValid" type="xsd:nonNegativeInteger" default="43200">
  <xsd:annotation>
    <xsd:documentation xml:lang="en">
      Soft state database parameter. Time of the valid messages checking period.
    </xsd:documentation>
  </xsd:annotation>
</xsd:element>

<xsd:element name="ETRemove" type="xsd:nonNegativeInteger" default="43200">
  <xsd:annotation>
    <xsd:documentation xml:lang="en">
      Soft state database parameter. Time of the expired messages checking period.
    </xsd:documentation>
  </xsd:annotation>
</xsd:element>

<xsd:element name="DBPath" type="xsd:string">
  <xsd:annotation>
    <xsd:documentation xml:lang="en">
      File location where the database is locally stored.
    </xsd:documentation>
  </xsd:annotation>

```

```

</xsd:element>

<xsd:element name="InfoProvider" type="xsd:anyURI">
  <xsd:annotation>
    <xsd:documentation xml:lang="en">
      The URL of one or more ISIS where the other ISIS's can be queried.
    </xsd:documentation>
  </xsd:annotation>
</xsd:element>

</xsd:schema>

```

4.3 Schema of Service Restartion Configuration

```

<?xml version="1.0" encoding="UTF-8"?>
<xsd:schema
  xmlns:xsd="http://www.w3.org/2001/XMLSchema"
  xmlns:iregc="http://www.nordugrid.org/schemas/infosys/2009/08"
  targetNamespace="http://www.nordugrid.org/schemas/infosys/2009/08"
  elementFormDefault="qualified">

  <xsd:complexType name="Registrar_Type">
    <xsd:annotation>
      <xsd:documentation xml:lang="en">
        This element defines configuration of Information Registration.
        active element.
      </xsd:documentation>
    </xsd:annotation>
    <xsd:sequence>

      <xsd:element name="URL" type="xsd:string" minOccurs="1"
        maxOccurs="unbounded">.
        <xsd:annotation>
          <xsd:documentation xml:lang="en">
            URL specifies contact endpoint of a bootstrap Information.
            Registration service. Further ISIS addresses will be queried.
            from this service.
          </xsd:documentation>
        </xsd:annotation>
      </xsd:element>

      <xsd:element name="ServiceID" type="xsd:string" minOccurs="0"
        maxOccurs="1">
        <xsd:annotation>
          <xsd:documentation xml:lang="en">
            Element defines the unique id of the service propagated outside.
          </xsd:documentation>
        </xsd:annotation>
      </xsd:element>

      <xsd:element name="KeyPath" type="xsd:string" minOccurs="0"
        maxOccurs="1">
        <xsd:annotation>
          <xsd:documentation xml:lang="en">
            Optional KeyPath for SSL connection

```

```

        </xsd:documentation>
      </xsd:annotation>
    </xsd:element>

    <xsd:element name="CertificatePath" type="xsd:string" minOccurs="0"
maxOccurs="1">
      <xsd:annotation>
        <xsd:documentation xml:lang="en">
          Optional CertificatePath for SSL connection
        </xsd:documentation>
      </xsd:annotation>
    </xsd:element>
    <xsd:element name="ProxyPath" type="xsd:string" minOccurs="0"
maxOccurs="1">
      <xsd:annotation>
        <xsd:documentation xml:lang="en">
          Optional ProxyPath for SSL connection
        </xsd:documentation>
      </xsd:annotation>
    </xsd:element>

    <xsd:element name="CACertificatesDir" type="xsd:string" minOccurs="0"
maxOccurs="1">
      <xsd:annotation>
        <xsd:documentation xml:lang="en">
          Optional CACertificatesDir for SSL connection
        </xsd:documentation>
      </xsd:annotation>
    </xsd:element>

    <xsd:element name="Retry" type="xsd:string" minOccurs="0" maxOccurs="1"
default="5">
      <xsd:annotation>
        <xsd:documentation xml:lang="en">
          Retry count. Specified how many times have an ISIS to timeout to
          handle it as unavailable. If there is no value specified the default
          value: 5 will be used.
        </xsd:documentation>
      </xsd:annotation>
    </xsd:element>
  </xsd:sequence>
</xsd:complexType>

<xsd:complexType name="InfoRegister_Type">
  <xsd:annotation>
    <xsd:documentation xml:lang="en">
      Element for Service element to link it to Registrar.
      elements. It may also override some configuration parameters.
      Presence of this element means that service will be registered
      to ISISes.
    </xsd:documentation>
  </xsd:annotation>
  <xsd:sequence>
    <xsd:annotation>
      <xsd:documentation xml:lang="en">
        This elements specify which registrars must be used
        for registering services. If there is no such element
        then registration is done using all registrars.
      </xsd:documentation>
    </xsd:annotation>
  </xsd:sequence>

```

```

        </xsd:documentation>
    </xsd:annotation>

    <xsd:element name="Period" type="xsd:duration" minOccurs="1" maxOccurs="1"
    default="PT3M">
        <xsd:annotation>
            <xsd:documentation xml:lang="en">
                Period specifies how often registration to be done in minutes.
                The 0 value means single registration.
            </xsd:documentation>
        </xsd:annotation>
    </xsd:element>

    <xsd:element name="Endpoint" type="xsd:string" minOccurs="1" maxOccurs="1">
        <xsd:annotation>
            <xsd:documentation xml:lang="en">
                This element defines URL of the service as seen from outside.
            </xsd:documentation>
        </xsd:annotation>
    </xsd:element>

    <xsd:element name="Expiration" type="xsd:string" minOccurs="1" maxOccurs="1"
    default="PT10M">
        <xsd:annotation>
            <xsd:documentation xml:lang="en">
                This element defines the expiration time of the information
                provided by the service.
            </xsd:documentation>
        </xsd:annotation>
    </xsd:element>
    <xsd:element name="Registrar" type="iregc:Registrar_Type" minOccurs="0"
    maxOccurs="unbounded"/>
    <!-- Default values for every Registrar -->
</xsd:sequence>
</xsd:complexType>
<xsd:element name="InfoRegister" type="iregc:InfoRegister_Type"/>

<xsd:element name="NoRegister">
    <xsd:annotation>
        <xsd:documentation xml:lang="en">
            Configuration element force skipping the Self-Registration
        </xsd:documentation>
    </xsd:annotation>
    <xsd:complexType />
</xsd:element>

</xsd:schema>

```

4.4 Schema of Information Document Policies

```

<?xml version="1.0" encoding="UTF-8"?>
<xsd:schema

```

```

xmlns:xsd="http://www.w3.org/2001/XMLSchema"
xmlns:if="http://www.nordugrid.org/schemas/InfoFilter/2008"
xmlns="http://www.nordugrid.org/schemas/InfoFilter/2008"
xmlns:policy="http://www.nordugrid.org/schemas/policy-arc"
targetNamespace="http://www.nordugrid.org/schemas/InfoFilter/2008"
elementFormDefault="qualified">

  <xsd:complexType name="InfoFilterDefinition_Type">
    <!-- This element is a container for single policy element of any kind.
          Attached mandatory attribute defines identifier which is then used
          to link XML elements with defined policy.
          Currently only supported policy is one defined in
          http://www.nordugrid.org/schemas/policy-arc namespace. -->
    <xsd:any namespace="##other" processContents="lax" minOccurs="1"
      maxOccurs="1"/>
    <xsd:attribute name="id" type="xsd:string" use="required"/>
  </xsd:complexType>
  <xsd:element name="InfoFilterDefinition" type="if:InfoFilterDefinition_Type"
    minOccurs="0" maxOccurs="unbounded"/>

  <xsd:attribute name="InfoFilterTag">
    <!-- This attribute is to be used in element for which authorization
          policy to be applied. It specifies identifier of policy defined
          in InfoFilterDefinition element. -->
    <xsd:simpleType>
      <xsd:restriction base="xsd:string"/>
    </xsd:simpleType>
  </xsd:attribute>

</xsd:schema>

```

4.5 Example ISIS service configuration

```

<ArcConfig
  xmlns="http://www.nordugrid.org/schemas/ArcConfig/2007"
  xmlns:tcp="http://www.nordugrid.org/schemas/ArcMCCTCP/2007"
  xmlns:isis="http://www.nordugrid.org/schemas/isis/2008/08"
  xmlns:infosys="http://www.nordugrid.org/schemas/InfoRegisterConfig/2008"
>
  <!-- Various server settings -->

  <Plugins><Name>isis</Name></Plugins>

  <Chain>

    <!-- Chain configuration goes here! -->
    <Plexer name="plexer.service" id="plexer">
      <next id="isis1">~/isis1$</next>
    </Plexer>

    <Service name="isis" id="isis1">
      <isis:DBPath>
        <!-- File location where the database is locally stored -->
      </isis:DBPath>
      <isis:endpoint>
        <!-- The URL where the service can be accessed from outside -->

```

```

</isis:endpoint>
<isis:InfoProviderISIS>
  <isis:URL>
    <!-- The URL of one or more ISIS where the other ISIS's can be queried. -->
  </isis:URL>
</isis:InfoProviderISIS>
<infosys:InfoRegister>
  <infosys:Period>
    <!-- How often should the service be registered.
    For example: PT75S for 75 seconds -->
  </infosys:Period>
  <infosys:Endpoint>
    <!-- The URL where the service can be accessed from outside -->
  <infosys:Endpoint>
  <infosys:Expiration>
    <!-- The lifetime of the RegEntry provided by the service about itself.
    For example: PT5H for 5 hours -->
  </infosys:Expiration>
  <!-- The period of the repeating
  registration will be the value given here in every ISIS cloud. -->
  <infosys:Registrar>
    <!-- Contact and behavior details of the Registrar element-->
    <infosys:URL>
      <!-- Available endpoint URL of an ISIS representing the cloud -->
    </infosys:URL>
    <infosys:Retry>4</infosys:Retry>
  </infosys:Registrar>
</infosys:InfoRegister>
</Service>
</Chain>
</ArcConfig>

```

Bibliography

- [1] OASIS. OASIS Web Services ResourceProperties specification. URL http://docs.oasis-open.org/wsrf/wsrf-ws_resource_properties-1.2-spec-os.pdf. April 2006.
- [2] W. Qiang and A. Konstantinov. *Security framework of ARC*. The NorduGrid Collaboration. URL <http://www.nordugrid.org/documents/arc-security-documentation.pdf>. NORDUGRID-TECH-16.