



*Nordic Testbed for Wide Area Com-
puting And Data Handling*

NORDUGRID-TECH-2

12/12/2005

THE NORDUGRID GRID MANAGER AND GRIDFTP SERVER

*Description and Administrator's Manual**

A.Konstantinov

*Comments to: aleks@fys.uio.no

Contents

1	Introduction	4
2	Main concepts	4
3	Input/output data	5
4	Job flow	5
5	URLs	6
6	Internals	7
6.1	Files	7
6.2	Library	9
7	Cache	9
7.1	Structure	9
7.2	How it works	10
8	Files and directories	10
8.1	Modules	10
8.2	Configuration of the Grid Manager	12
8.3	Configuration of the GridFTP Server	17
8.4	Authorization	19
8.5	Directories	20
8.6	LRMS support	20
8.7	Runtime environment	21
9	Installation	24
9.1	Requirements	24
9.2	Obtaining	24
9.3	Compilation	25
9.4	Installation	25
9.5	Setup of the Grid Manager	26
9.6	Setup of the GridFTP Server	26
9.7	Usage	27
9.8	Unix accounts	27

1 Introduction

One of the problems the user of widely distributed computing networks faces is different configuration of *Computing Elements* (CE) controlled by different administrators. This makes even initial preparation of a job non-trivial task. This is especially important in case of NorduGrid [1], where some CEs are not dedicated to NorduGrid and can not be completely reconfigured at low level. Thus some layer capable of performing most of site-dependent pre- and post-computation job is necessary.

The aim of *grid-manager* (GM) is to take care of job pre- and post-processing. It provides an interface to stage-in files containing input data and program modules and transfer or store output results.

The GM is part of the NorduGrid software (codename ARC - Advanced Resource Connector) and for it's connection to other parts "An Overview of The NorduGrid Architecture Proposal" [2] should be studied. It is **heavily using** Globus ToolkitTM as it's underlying software and **completely depends** on it.

Additionally part of the GM, the specialized GridFTP Server (GFS) is installed. This server supports rich enough subset of gsiftp protocol and has network and local file access parts separated. It's main purpose is to provide access to the user files based on the user subject and job owner.

All software described here is part of ARC software toolkit developed by NorduGrid project <http://www.nordugrid.org>

You should use this manual for installation and configuration purposes only if You are installing the GM and GFS separately from ARC NorduGrid Toolkit. Else treat it as document explaining internals of the aforementioned tools and extended description of configuration options. And for instalaltion and configuration refer to <http://www.nordugrid.org/papers.html>. And hence skip section 9.

2 Main concepts

A job is a set of input files (which may or may not include executables), a main executable and a set of output files. The process of gathering input files, executing a job, and transferring/storing output files is called a *session*.

Each job gets a directory on the CE called the *session directory* (SD). Input files are gathered in the SD. The job is supposed to produce new data files also in the SD. GM does not guarantee the availability of any other places accessible by the job other than SD (unless such place is part of requested Runtime Environment). The SD is also the only place which is controlled by the GM. It is accessible by the user from outside through GridFTP protocol. Any file created outside the SD is not controlled by the GM. Any exchange of data between client and GM (including also program modules) is done through GridFTP protocol [3] **only**. A URL for accessing input/output files is constructed from the base URL available through the NorduGrid Information System as part of `nordugrid-cluster` under attribute `nordigrid-cluster-contactstring` and *jobid* (jobid corresponds to a SD).

Each job gets an identifier (*jobid*). This is a handle which identifies the job in the GM and the NorduGrid Information System [4].

Each job is initiated and controlled through GFS. Initially job control through Globus GRAM [5] was supported. Starting from Globus version 2.2 GRAM is not supported by GM anymore due to a changed internal interface of GRAM. All job parameters (not data) are passed to the GM through GFS in RSL-coded [6] description (job description - JD). The GM adds it's own attributes to Globus RSL [7].

3 Input/output data

The main task of the GM is to take care of processing input and output data (files) of the job. Input files are gathered in SD. There are 2 ways to put file into the SD:

- Downloads initiated by the GM. Such files (name and source) are defined in the JD. It is a sole responsibility of the GM to make sure that a file will be available in the SD.
The supported sources are at the moment: GridFTP, FTP, HTTP, HTTPS (HTTP over SSLv3) and HTTPg (HTTP over GSI). Also some nonstandard sources are supported. Those are described below.
- Upload initiated by the user directly or through the User Interface (UI). Because the SD becomes available immediately at the time of submission of JD, UI can (and should) use that to upload data files which are not otherwise accessible by the GM. An example of such files can be the main executable of the job, files containing job's options/parameters, etc. These files can (and should) also be specified in the JD.

There is no other reliable way for a job to obtain input data on the CE belonging to NorduGrid. Access to AFS, NFS, FTP, HTTP and any other remote data transport during execution of the job is not guaranteed (at least not by GM).

Job stores output files in the SD. Those files also belong to 2 groups:

- Files which are supposed to be moved to a *Storage Element* (SE) and optionally registered in some *Indexing Service* like *Replica Catalog* (RC). The GM takes care of those files. They have to be specified in the JD. If job fails during any stage of processing no attempt is taken to transfer those files to their final destination, unless there is option *preserve=yes* specified in their URLs.
- Files which are supposed to be fetched by the user. The user runs UI to obtain those files. They **must** also be specified in the JD.

4 Job flow

From the point of view of the GM a job passes through various states. Picture 1 presents a diagram of the possible states of a job. A user can examine the state of a job by querying the NorduGrid Information System (IS) using the UI or any other tool. Please remember that IS can manipulate with state names to make them more user friendly and to combine them with states introduced by other parts of whole setup. Below is description of all actions taken by the GM at every state:

- **Accepted** - At this state the job has been submitted to a CE but not processed yet. The GM will analyze the JD and move to the next stage. If JD can not be processed the job will move to the state **Finishing**.
- **Preparing** - The input data is being gathered in the SD. The GM is downloading files specified in the JD and waiting for files which are supposed to be downloaded by the UI. If all files are successfully gathered the job moves to the next state. If **any** file can't be downloaded or it takes UI too long to upload a file - the job moves to **Finishing** state.
- **Submitting** - This is a point of interaction with *Local Resource Management System* (LRMS). At the moment PBS is supported best and corresponding backends are provided with default installation. The job is being submitted for execution. If the local job submission is successful the job moves to the next state. Otherwise it moves to **Finishing**.
- **InLRMS** - The job is queued or being executed in the LRMS. The GM takes no actions except waiting until job finishes.

[htb]

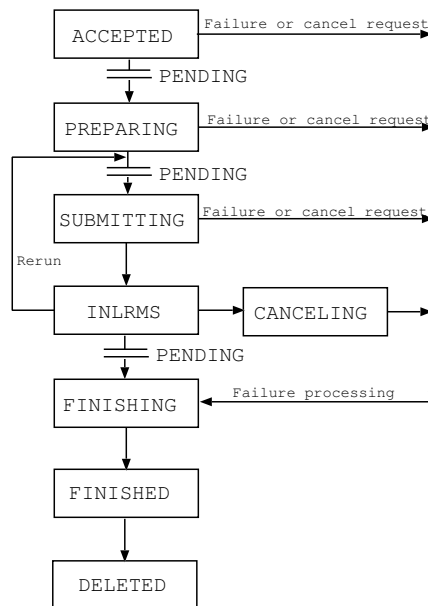


Figure 1: Job states

- **Cancelling** - Necessary action to cancel job in the LRMS is being taken.
- **Finishing** - The output data is being processed. Specified data files are moved to the specified SEs and are optionally registered at RC. The user can download data files from the SD by using UI or any other tool. All the files not specified as output files are removed from the SD.
- **Finished** - No more processing is performed by the GM. The user can continue to download data files from the SD. The SD is kept available for some time (default is 1 week). After that it is moved to the state **Deleted**. The 'deletion' time can be queried at NorduGrid Information System as attribute `nordugrid-pbs-job-sessiondirerasetime` of `nordugrid-pbs-job`.
- **Deleted** - Job is moved to this state if user does not request job to be cleaned. Only minimal subset of information about such job is kept.

In the case of the failure special processing is applied to output files. All specified output files are treated as **downloadable by user**. No files will be moved to the SE.

If the job is allowed to rerun it can go into a loop between **InLRMS** and **Submitting** if its exit code was not equal 0. However, the maximum number of times this can happen can be specified in the GM configuration or in the JD.

Configuration can put limits on amount of jobs at some states. If such limit is exceeded job stays in its current state waiting for free slot. This situation is presented by prepending current state name with **PENDING:** status flag.

5 URLs

The GM and its components support following data transfer protocols and corresponding URLs: *ftp*, *gsiftp*, *http*, *https*, *se*, *rc* and *rls*. For more information please see "Protocols, Uniform Resource Locators (URL) and extensions supported in ARC" document.

6 Internals

6.1 Files

For each local UNIX user listed in the GM configuration a *control directory* exists. In this directory the GM stores information about jobs belonging to that user. Multiple users can share the same *control directory*. To make it easier to recover in the case of failure, the GM stores most information in files rather than in memory. All files belonging to same job have names starting with **job.ID**, here ID is the job identifier.

The files in the control directory and their formats are described below:

- *job.ID.status* - current state of the job. It contains one word of text representing the current state of the job. Possible values are :
 - ACCEPTED
 - PREPARING
 - SUBMITTING
 - INLRMS
 - FINISHING
 - FINISHED
 - CANCELING
 - DELETED

See section 4 for a description of the various states. Additionally each value can be prepended with a prefix “PENDING:” (like PENDING:ACCEPTED, see section 4). That is used to show that the job is *ready* to be moved to a next state and it stays in a current state *only* because some limits set in configuration are exceeded.

- *job.ID.description* - contains the RSL description of the job.
- *job.ID.local* - information about job used by the GM. It consists of lines of format “*name = value*” . Not all of them are always available. The following names are defined:
 - *subject* - user subject also known as the distinguished name (DN)
 - *starttime* - the time when the job was accepted
 - *lifetime* - time to live for the SD after job finished
 - *cleanup* - time when job will be removed from cluster and SD deleted
 - *notify* - email addresses and flags to send mail to about job specified status changes
 - *processtime* - when to start processing the job
 - *exectime* - when to start job execution
 - *expiretime* - when delegation given to job expires
 - *rerun* - number of retries left to run the job
 - *jobname* - name of the job as supplied by the user
 - *lrms* - name of LRMS to run the job at
 - *queue* - name of the queue to run the job at

- *localid* - job id in LRMS (appears only then the job is at state **InLRMS**)
- *args* - list of command-line arguments including the executable
- *downloads* - number of files to download into SD before execution
- *uploads* - number of files to upload from SD after execution
- *gmlog* - directory name which holds files containing information about job when accessed through GridFTP interface
- *clientname* - name and ip address:port of client machine (name is provided by user interface)
- *clientsoftware* - version of software used to submit job
- *sessiondir* - SD of job
- *failedstate* - state at which job failed (available only if it is possible to restart job)
- *jobreport* - URL of *logger service* used to keep track of executed jobs (one requested by user)

This file is filled partially during job submission and fully when the job moves from the **Accepted** to the **Preparing** state.

- *job.ID.input* - list of input files. Each line contains 2 values separated by a space. First value contains name of the file relative to the SD. Second value is an URL or a file description. Example:

input.dat gsiftp://grid.domain.org/dir/input_12378.dat

url - ordinary URL for gsiftp, ftp, http, https or httpg protocols with the addition of '**replica catalog url**' (RC URL) and '**replica location service url**' (RLS URL).

Each URL can contain additional options.

file description - [size][.checksum].

size - size of the file in bytes.

checksum - checksum of the file identical to the one produced by *cksum* (1).

Both size and checksum can be left out. Special kind of file description **.** is used to specify files which are **not** required to exist.

This file is used by the '**downloader**' utility. Files with '*url*' will be downloaded to the SD and files with '*file description*' will simply be checked to exist. Each time a new **valid** file appears in the SD it is removed from the list and *job.ID.input* is updated. Any external tool can thus track the process of collecting input files by checking *job.ID.input*.

- *job.ID.output* - list of output files. Each line contains 1 or 2 values separated by a space. First value is the name of the file relative to the SD. The second value, if present, is a URL. Supported URLs are the same as those supported by *job.ID.input*.

This file is used by the '**uploader**' utility. Files with *url* will be uploaded to SE and remaining files will be left in the SD. Each time a file is uploaded it is removed from the list and *job.ID.output* is updated. Files not mentioned as output files are removed from the SD at the the beginning of the **Finishing** state.

- *job.ID.failed* - the existence of this file marks the failure of the job. It can also contain one or more lines of text describing the reason of failure. Failure includes the return code different from zero of the job itself.
- *job.ID.errors* - this file contains the output produced by external utilities like **downloader**, **uploader**, script for job submission to LRMS, etc on their stderr handle. Those are not necessarily errors, but can be just useful information about actions taken during the job processing. In case of problem include content of that file while asking for help.

- *job.ID.diag* - information about resources used during execution of job. It's format is similar to that of *job.ID.local*. The following names are at least defined:

- *nodename* - name of computing node which was used to execute job,
- *runtimeenvironments* - used runtime environments separated by ';',
- *exitcode* - numerical exit code of job,

and other information provided by GNU *time* utility. Note that some implementation of *time* insert unrequested information in their output. Hence some lines can have broken format.

- *job.ID.proxy* -delegated GSI proxy.
- *job.ID.proxy.tmp* - temporary GSI proxy with different unix ownership used by processes run with effective *user id* different from job owner's *id*.

There are other files with names like *job.ID.** which are created and used by different parts of the GM. Their presence in the *control directory* can not be guaranteed and can change depending on changes in the GM code.

6.2 Library

There are a libraries *libui* and *libngdata* distributed as part of the GM. *libui* provides functionality to submit job, retrieve results and renew credentials and is used by the UI. Interface is described in Appendix B. *libngdata* (available only if built using autotools) provides support for moving data between different URLs. It's interface can be found in Appendix C.

7 Cache

The GM can cache input files. Caching is enabled if corresponding command is present in configuration file. The GM does not cache files marked as executable in job. Caching can also be explicitly turned off by user for each file by using *cache=no* option in URL (for URL options look section 6). The disc space occupied by cache is controlled by removing unused files. For more information look in section 8.2.

7.1 Structure

Cache directory contains plain files. Those are

- *list* - stores names of the files (8 digit numbers) and corresponding URLs delimited by blank space. Each pair is delimited by some amount of \0 codes. Also creation and expiration times are stored if available
- *old* - stores URLs which have been removed from cache Records are delimited by some amount of \0 codes. The records are meant to be removed by some external routine.
- *new* - stores URLs which have been added to cache Records are delimited by some amount of \0 codes. The records are removed when corresponding files are removed from cache. They can also be handled by some external routines. Every time record is added to *old* it is removed from *new*.
- *statistics* - consists of strings containing *name=value* . Following names are defined:
 - *hardsize* -size of file system for storing cached data

- *hardfree* - amount of disc space available on that file system
 - *softsize* - if cache exceeds this size files are started being removed
 - *softfree* - space left till softsize (can be negative)
 - *claimed* - space used by files claimed by running jobs
 - *unclaimed* - space used by files not being currently used by any job
- *#####.info* - stores state of file (##### stands for 8 digits). State is represented by one character:
 - c* - just created, content is empty.
 - f* - failed to download (treated same as 'c').
 - r* - ready to be used, content is valid.
 - d* - being downloaded. 'd' is followed by identifier of application/job downloading that file. During content's download this file has write lock set.
 - *#####.claim* - stores list of identifiers of applications/jobs using this file. Identifiers are stored one per line.
 - *#####* - files storing content of corresponding URL. These can be stored in separate directory.

Files *list*, *old*, *new* and *#####.info* has to be stored on filesystem which has support for files' locking.

7.2 How it works

If job requests input file, which can/allowed to be cached, it is stored in cache directory instead and soft-link is created in the SD, pointing to that file. Or file can be stored in cache and then copied to the SD. Last option is more secure and hence advised.

Before downloading file the GM tries to determine it's size and to preallocate space in cache directory, by writing file of same size. If that fails (file system has no more space), it tries to remove oldest cache files, which are not being used by any job. That means **hard limit of cache size is space available at file-system**. In case cache gets full and it is impossible to free any space, download fails and is retried without using cache.

Before giving access to already cached file the GM contacts initial file source to check if user is allowed to do that if protocols allows to do that.

Also file creation or validity times are checked to make sure cached file is fresh enough. If it is impossible to obtain creation and invalidation times for file it is invalidated 24 hours after downloaded.

Also the GM checks cache periodically. If used space exceeds high water-mark given in configuration file (*softsize*) it tries to remove oldest unused files to reduce size to low water-mark. This sets soft limit of cache size.

There are 2 kinds of caches available. Files in *private* cache are owned by Unix user to which grid user is mapped. Those files are readable only by that particular Unix user. Another kind of cache is *shared*. Files are owned by Unix user who started GM and are readable by everyone.

8 Files and directories

8.1 Modules

The GM consists of few separate executable modules. Those are:

- *grid-manager* - Main module. It is responsible for processing the job, moving it through states, running other modules.

- *downloader* - This is a module responsible for gathering input files in the SD. It processes the *job.ID.input* file and updates it.
- *uploader* - This module is responsible for delivering output files to the specified SEs and registration at the RC. It processes and updates the *job.ID.output* file.
- *cache-register* - Utility to register cached data into Indexing Services like RC and RLS. It reads and modifies cache informational files *old* and *new* 7. Configuration is read directly from the GM's configuration file 8.2. It is run by the GM every 5 minutes.

Following modules are always run under Unix account to which user is mapped.

- *smtp-send.sh* and *smtp-send* - These are the modules responsible for sending e-mail notifications to the user. The format of the mail messages can be easily changed by editing the simple shell script *smtp-send.sh*.
- *submit-*-job* - Here * stands for the name of the LRMS. The only supported LRMS is PBS (and the name is *submit-pbs-job*). This module is responsible for the job submission to the LRMS. This is a shell script derived from corresponding file of Globus ToolkitTM.
- *cancel-*-job* - This one is for canceling the job, which was submitted to LRMS.
- *scan-*-job* - This shell script is responsible for notifying the GM about completion of the job. It's implementation for PBS system uses server logs to extract information about jobs. If logs are not available it uses less reliable *qstat* command for that.

Also there are few administrator and user level utilities available.

- *ngcopy* - copy file from *url* to *url*. Accepts both ordinary and RC URLs. Syntax:
`ngcopy [-h] [-v] [-c cache_path [-C cache_data_path]] [-d level] source destination`
 -c - use cache at 'cache_path',
 -C - store cached data at 'cache_data_path',
 -s - use secure data transfer (this eats a lot of CPU power).
 Source URL can end with '/'. In that case whole fileset (directory) will be copied. Also if destinations end with '/' it is extended with part of source URL after last '/'.
- *ngremove* - remove file at given *url*. Accepts both ordinary and RC URLs. In case if RC URL is given without location, deletes also meta-information about file (also known as logical file name).
`ngremove [-h] [-v] [-c] [-d level] url,`
 -c - continue with meta-data even if it failed to delete real file.
- *ngls* - list contents of directory or file attributes according to provided URL. Accepts both ordinary and RC URLs. For RC URL currently LFN is ignored.
`ngls [-h] [-v] [-d level] [-l] [-L] url`
 -l - print files' attributes,
 -L - print files' attributes and URLs which can be used to obtain that file.
- *ngacl* - manipulate ACL of file or directories on gridftp servers supplied with GACL access control. It either prints contents of GACL ACL XML on stdout or reads it from stdin. If URL ends with '/' directory ACL is read/written. Otherwise ACL of file is processed.
`ngacl [-h] [-v] [-d level] get|set url,`
 get|set - command to get or set file or directory ACL correspondingly.

- *ngrequest* - request file to be copied/replicated between 2 sites (aka third-party transfer). Currently it supports only SSE.

ngacl [-h] [-v] [-d level] [-s source] destination,
 source - multiple attribute used to specify source URL,
 destination - URL of destination.

And all utilities above support common options:

- h - print short reminder,
- v - print version,
- d - set debug level.
- *gm-jobs* - prints list of jobs available on cluster and amount of jobs in every state.
gm-jobs [-h] [-l] [-u uid] [-U name]
 -l - print more information about each job,
 -l-u - pretend utility is run by user with id *uid*,
 -l-l - pretend utility is run by user with name *name*.

8.2 Configuration of the Grid Manager

The GM configuration is done through single configuration file. Historically GM supports 2 kinds of configuration files. For old one it looks at following places:

- *\$NORDUGRID_LOCATION/etc/grid-manager.conf*
- */etc/grid-manager.conf*

And for new one in

- */etc/nordugrid.conf*

The old configuration file consists of empty lines, lines containing comment (line starts from #) or configuration commands. Blank spaces in arguments must be escaped using ``` or arguments must be enclosed in `''`. Command line starts from command followed by arguments separated from command and between them by spaces.

The new configuration file can also contain empty lines and comments starting from #. It is separated into sections. Each sections starts from string containing

- *[section name/subsection name/subsubsection name]*.

Each section continues till next section or end of file. One configuration file can have commands for multiple services/modules/programs. Each service gets its own section named after it. The GM uses section *[grid-manager]*. Some services can make use of multiple subsections to reflect their internal modular structure. Commands in section *[common]* apply to all services. Command lines have format

- *name="arguments string"*.

Names are same as in old configuration file. The *argument string* consists of same arguments as in old format. And they must obey same rules.

Both files support almost same commands. Following commands are defined (examples are given for old format):
 Global commands (those which affect global parameters of the GM and affect all serviced users):

- ***daemon*** *yes/no* - specifies whether the GM should go to background after started. Defaults to *yes*.
- ***logfile*** [*path*] - specifies name of file for logging debug/informational output. Defaults to */dev/null* for daemon mode and *stderr* for foreground mode.
- ***user*** [*uid[:gid]*] - specifies user id (and optionally group id) to which the GM must switch after reading configuration. Defaults to *not switch*.
- ***pidfile*** [*path*] - specifies file where id of GM process will be stored. Defaults to *not write*.
- ***debug*** *number* - specifies level of debug information. More information is printed for higher levels. Currently highest effective number is 3 and lowest 0. Defaults to 2.

All commands above are generic for every daemon-enabled server in ARC NorduGrid toolkit (like GFS and HTTPSD).

- ***joblog*** [*path*] - specifies where to store log file containing information about started and finished jobs.
- ***jobreport*** [*URL ... number*] - specifies that GM has to report information about jobs being processed (started, finished) to centralized service running at given *URL*. Multiple entries and multiple URLs are allowed. *number* specifies how long old records have to be kept if failed to be reported. That time is in days. Last specified value becomes effective.
- ***securetransfer*** *yes/no* - specifies whether to use encryption while transferring data. Currently works for GridFTP only. Default is no. It is overridden by value specified in URL options.
- ***localtransfer*** *yes/no* - specifies whether to pass file downloading/uploading task to computing node. If set to *yes* the GM won't download/upload files. Instead it composes script submitted to LRMS in way to make it do that. This requires installation of GM and Globus to be accessible from computing nodes and environment variables *GLOBUS_LOCATION* and *NORDUGRID_LOCATION* to be set accordingly. Default is no.
- ***maxjobs*** [*max_processed_jobs* [*max_running_jobs*]] - specifies maximum number of jobs being processed by the GM at different stages:
max_processed_jobs - maximal amount of jobs being processed by GM. This does not limit amount of jobs, which can be submitted to cluster
max_running_jobs - maximal amount of jobs passed to Local Resource Management System
Missing value or -1 means no limit.
- ***maxlod*** [*max_frontend_jobs* [*emergency_frontend_jobs* [*max_transferred_files*]]] - specifies maximum load caused by jobs being processed on frontend:
max_frontend_jobs - maximal amount of jobs heavily using resources of frontend (applied before moving job to PREPARING and FINISHING states)
emergency_frontend_jobs - if limit of *max_frontend_jobs* is used only by PREPARING or by FINISHING jobs aforementioned number of jobs can be moved to another state. This is used to avoid case then jobs can't finish due to big amount of recently submitted jobs.
max_transferred_files - maximal number of files being transferred in parallel by every job. Used to decrease load on not so powerful frontends.
Missing value or -1 means no limit.
- ***wakeupperiod*** *time* - specifies how often for external changes are performed (like new arrived job, job finished in LRMS, etc.). *time* is a minimal time period specified in seconds. Default is 3 minutes.

- **cacheregistration** *yes/no* - enables or disables registration of cache data into Indexing Services like RC or RLS. The default is *no*. Only files downloaded through *meta-url* are registered. Registration is done to same service used for obtaining information about file. For this operation credentials of the GM (host key and certificate) are used. If required new files storage location is registered at Indexing Service with quasi-url *cache://hostname/* and name *hostname:cache*.
 - **authplugin** *state options plugin* - specifies *plugin* (external executable) to be run every time job is going to switch to *state*. Following states are allowed: ACCEPTED, PREPARING, SUBMIT, FINISHING, FINISHED and DELETED. If exit code is not 0 job is canceled by default. *Options* consist of *name=value* pairs separated by a comma. Following *names* are supported:
timeout - specifies how long in seconds execution of the plugin allowed to last (mandatory, "*timeout=*" can be skipped for backward compatibility).
onsuccess, *onfailure* and *ontimeout* - defines action taken in each case (*onsuccess* happens if exit code is 0). Possible actions are:
pass - continue execution,
log - write information about result into logfile and continue execution,
fail - write information about result into logfile and cancel job.
 - **localcred** *timeout plugin* - specifies *plugin* (external executable or function in shared library) to be run every time job has to do something on behalf of local user. Execution of *plugin* may not last longer than *timeout* seconds. If *plugin* looks like *function@path* then function *int function(char*,char*,char*,...)* from shared library *path* is called (*timeout* is not functional in that case). If exit code is not 0 current operation will fail.
 - **norootpower** *yes/no* - if set to yes all processes involved in job management will use local identity of a user to which Grid identity is mapped in order to access filesystem at path specified in **session** command (see below). Sometimes this may involve running temporary external process.
 - **allowsubmit** [*group ...*] - list of authorization groups of users allowed to submit new jobs while "allownew=no" is active in *jobplugin.so* configuration (see below in section 8.3). Multiple commands are allowed.
 - **speedcontrol** *min_speed min_time min_average_speed max_inactivity* - specifies how long/slow data transfer is allowed to take place. Transfer is canceled if transfer rate (bytes per second) is lower than *min_speed* for at least *min_time* seconds, or if average rate is lower than *min_average_speed*, or no data is received for longer than *max_inactivity* seconds.
 - **copyurl** *template replacement* - specifies that URLs, starting from template should be accessed in a different way (most probably Unix open). The *template* part of the URL will be replaced with *replacement*. *replacement* can be either URL or local path starting from *'/'*. It is advisable to end template with *'/'*.
 - **linkurl** *template replacement [node_path]* - mostly identical to *copyurl* but file won't be copied. Instead soft-link will be created. *replacement* specifies the way to access the file from the frontend, and is used to check permissions. The *node_path* specifies how the file can be accessed from computing nodes, and will be used for soft-link creation. If *node_path* is missing - *local_path* will be used instead. Both *node_path* and *replacement* should not be URLs.
- NOTE: URLs which fit into *copyurl* or *linkurl* are treated as more easily accessible than other URLs. That means if GM has to choose between few URLs from which should it download input file, these will be tried first.

Per UNIX user commands:

- **mail** *e-mail_address* - specifies an email address **from** which the notification mails are sent.
- **defaultttl** *ttl [ttr]* - specifies the time in seconds for the SD to be available after job finished (*ttl*) and after job was deleted (*ttr*) due to *ttl*. Defaults are 7days for *ttl* and 30 days for *ttr*.
- **defaultlrms** *default_lrms_name default_queue_name* - specifies names for the LRMS and queue. Queue name can also be specified in the JD (currently it is not allowed to override used LRMS by using JD). In new configuration file this command is called **lrms**.
- **session** *path* - specifies path to the directory in which the SD is created. If the path is * the default one is used - *\$HOME/.jobs* . In new configuration file this command is called **sessiondir**.
- **cache** *path [link_path]* - specifies the directory to store cached data. Empty *path* disables caching. Default is not to cache data. Optional *link_path* specifies the path at which cache is accessible at computing nodes. If *link_path* is set to '.' files are not soft-linked, but copied to session directory. In new configuration file this command is called **cachedir**.
- **privatecache** *path [link_path]* - same as **cache** command, but cache belongs (owned) to user. For shared caches use 'cache'.
- **cachedata** *path* - allows to specify separate place to store cache files containing data itself. This can be useful in case of big data storage available only on NSF server which does not support file locking. If command or *path* is missing - default is to store data at place specified in **cache** or **privatecache** command, together with control files.
- **cachesize** *high_mark [low_mark]* - specifies high and low water-mark for space used by cache. Values are specified in bytes. Both *high_mark* and *low_mark* can be negative values. In that case corresponding positive value means space left on filesystem. If *low_mark* is omitted it becomes equal to *high_mark*. By default this feature is turned off. To turn it off explicitly **cachesize** without parameters should be specified. If turned off cache will grow up till it fills whole file system.
- **maxrerun** *number* - specifies maximal number of times job will be allowed to rerun after it failed in LRMS. Default value is 2. This only specifies a upper limit. Actual number is provided in job description and defaults to 0.

All per-user commands should be put before **control** command which initiates serviced user.

- **control** *path username [username [...]]* - This option initiates UNIX user as being serviced by the GM. *path* refers to the control directory (see section 6 for the description of control directory). If the path is * the default one is used - *\$HOME/.jobstatus* . *username* stands for UNIX name of the local user. Multiple names can be specified. If the name is * it is substituted by all names found in file */etc/grid-security/grid-mapfile* (for the format of this file one should study the Globus project [8]).
Also the special name '.' (dot) can be used. Corresponding control directory will be used for **any** user. This option should be the last one in the configuration file. In new configuration file command **controldir** *path* is also available. It uses special username '.' and is always executed last independent of placement in file.
- **helper** *username command [argument [argument [...]]]* - associates external program with the local UNIX user. This program will be kept running under account of the specified user. *username* stands for the name of the user. Special names can be used: '*' - all names from */etc/grid-security/grid-mapfile*, '.' - root user. The user should be already configured with **control** option (except root, who is always configured). *command* is an executable and *arguments* are passed as arguments to it.

Following are global commands supported only in new configuration file. Most of them are specific to underlying LRMS (PBS in this case) and are passed in environment variables if old configuration file is used.

- ***pbs_bin_path*** *path* - path to directory which contains PBS commands.
- ***pbs_log_path*** *path* - path to directory with PBS server's log files.
- ***gnu_time*** *path* - path to *time* utility.
- ***tmpdir*** *path* - path to directory for temporary files.
- ***runtime_dir*** *path* - path to directory which contains *runtimeenvironment* scripts.
- ***shared_filesystem*** *yes/no* - if computing nodes have an access to session directory through a shared filesystem like NFS. Corresponds to an environment variable `RUNTIME_NODE_SEES_FRONTEND`.

In the command arguments (paths, executables, ...) following substitutions can be used:

- %R - session root - see command *session*
- %C - control dir - see command *control*
- %U - username
- %u - userid - numerical
- %g - groupid - numerical
- %H - home dir - home specified in `/etc/passwd`
- %Q - default queue - look command 'defaultlrms'
- %L - default lrms - look command 'defaultlrms'
- %W - installation path - `${NORDUGRID_LOCATION}`
- %G - globus path - `${GLOBUS_LOCATION}`
- %c - list of all control directories
- %I - job's ID (for plugins only, substituted in runtime)
- %S - job's state (for *authplugin* plugins only, substituted in runtime)
- %O - reason (for *localcred* plugins only, substituted in runtime).

Possible reasons are:

- new - new job, new credentials
- renew - old job, new credentials
- write - write/delete file, create/delete directory (through gridftp)
- read - read file, directory, etc. (through gridftp)
- extern - call external program (grid-manager)

Some configuration parameters can be specified from command line while starting the GM:

grid-manager [-h] [-C level] [-d level] [-c path] [-F] [-U uid[:gid]] [-L path] [-P path]

-h - short help,

-d - debug level,

-L - name log file (overwrites value in configuration file),

-P - name for file containing process id (overwrites value in configuration file),

-U - user and group id to use for running daemon,

-F - do not make process daemon,

-c - name of configuration file,

-C - remove old information before starting: 1- remove finished jobs, 2 - remove active jobs too, 3- also remove everything that looks like junk.

8.3 Configuration of the GridFTP Server

Default location of the GFS configuration file is *\$NORDUGRID_LOCATION/etc/gridftp.conf* or */etc/nordugrid.conf*. Format of these configuration files is similar to that of the GM. It also supports generic commands described at the beginning of previous section 8.2. In the new format sections [common] and [gridftp] are used. Commands specific to the GFS are described below.

- **port number** - specifies TCP/IP port number. Default is 2811.
- **include path** - include contents of another file. Generic commands can't be specified there.
- **encryption yes/no** - specifies if server will allow data transfer to be encrypted. Default is yes.
- **pluginpath path** - specifies the path where plugin libraries are installed
- **allowunknown yes/no** - if set to yes clients are not checked against grid-mapfile. Hence only access rules specified in this configuration file will be applied.
- **group name** - define the group containing the user with the specified subjects. Each line contains rule which defines if connected user belongs to that group. For available rules and their description read below at 8.4. Keyword **end** is used to mark end of definition. In the new format instead of **group name ... end** section named **group** is used. That section must contain command **name=name_of_group**. This command is not specific for the GFS and is supported by other ARC services which support authorization.
- **unixmap unixname[:unixgroup] rule** - define local Unix user and optionally group used to represent connected client. **rule** is the same as for **group** command. If there is no suitable mapping for user, default is to take one from grid-mapfile.
- **groupcfg name** - select the group to which all following lines apply. Only unaffected option is **groupcfg**. If name is empty (or no groupcfg is used at all) following lines apply to all users. In the new configuration format **groupcfg** is put into subsections representing plugin or [group] section and defines if that section is effective.
- **plugin path library_name** - make plugin **library_name** to serve virtual path **path** (similar mount command of Unix). Following lines contain plugin specific options till keyword **end**. In the new format this construct is replaced by subsection of gridftp. Name of subsection is irrelevant. Inside that section **plugin=library_name** specifies name of library. And **path=path** - virtual path.

GFS comes with 3 plugins: *fileplugin.so*, *gacplugin.so* and *jobplugin.so*.

– *jobplugin.so* does not need any specific options, so the following line should contain only word *end*. It reads the configuration file of the GM located at the standard place as specified in the section 8.2. It still support following options:

- * **configfile** *path* - defines non-standard place for GM's configuration file,
- * **allownew** *yes/no* - specifies if new jobs can be submitted. Default is *yes*.

– *fileplugin.so* supports following options:

- * **mount** *path* - defines the place on local filesystem to which file access operations apply
- * **dir** *path options* - specifies access rules for accessing files in *path* (relative to virtual and real path) and all the files below.

options is the list of the following keywords:

- **nouser** - do not use local file system rights, only use those specifies in this line
- **owner** - check only file owner access rights
- **group** - check only group access rights
- **other** - check only "others" access rights

The options above are exclusive. If none of the above specified usual Unix access rights are applied.

- **read** - allow reading files
- **delete** - allow deleting files
- **append** - allow appending files (does not allow creation)
- **overwrite** - allow overwriting already existing files (does not allow creation, file attributes are not changed)
- **dirlist** - allow obtaining list of the files
- **cd** - allow to make this directory current
- **create** *owner:group permissions_or:permissions_and* - allow creating new files. File will be owned by *owner* and owning group will be *group*. If '*' is used, the user/group to which connected user is mapped will be used. The permissions will be set to *permissions_or* & *permissions_and* (second number is reserved for the future usage).
- **mkdir** *owner:group permissions_or:permissions_and* - allow creating new directories.

– *gacplugin.so* does not have options in case of the old configuration. First line of it's configuration contains local path (root directory) served by it. Rest till keyword **end** contains GACL [9] XML used to setup initial access rules for every newly created file and directory. If GACL XML is empty then there will be no default ACLs created for new files and directories. That means ACL of parent directory will be used.

For the new configuration following options are supported: **gac**=*gac* - GACL XML, **mount**=*path* - local path server by plugin.

XML can contain variables which are replaced with values taken from client's credentials. Following variables are supported:

- \$subject* - subject of user's certificate (DN),
- \$voms* - subject of VOMS[10] server (DN),
- \$vo* - name of VO (from VOMS certificate),
- \$role* - role (from VOMS certificate),
- \$capability* - capabilities (from VOMS certificate),

\$group - name of group (from VOMS certificate) .

Additionally root directory must contain *.gac* file with initial ACL. Otherwise rule will be “deny all for everyone”.

Some configuration parameters can be specified from command line while starting the GFS:

gridftp [-h] [-p *number*] [-n *number*] [-b *number*] [-B *number*] [-d *level*] [-c *path*] [-F] [-U *uid[:gid]*] [-L *path*] [-P *path*]

- h - short help,
- d - debug level,
- L - name log file (overwrites value in configuration file),
- P - name for file containing process id (overwrites value in configuration file),
- U - user and group id to use for running daemon,
- F - do not make process daemon,
- c - name of configuration file,
- p - TCP/IP port number,
- n - maximal number of simultaneously served connection,
- b - default size of buffer used for data transfer (default is 64kB),
- B - maximal size of buffer used for data transfer (default is 640kB).

8.4 Authorization

Authorization is performed by applying set of rules. Each rule takes one line in the *group* configuration and can be preceded by modifiers - [+|-][!]

- + accept user if matches following rule (positive match, default action),
- reject user if matches following rule (negative match),
- ! invert matching. Match is treated as non-match. Non-match is treated as match, either positive (“+” or nothing) or negative (“-”).

Processing of rules stops after first positive or negative match is reached.

Following rules are supported:

- **[subject]** *subject* [*subject* [...]]- accept user with one of specified subjects
- **file** [*filename* [...]] - read rules from specified files
- **vo** [*ldap://host:port/dn* [...]] - accept users listen in one of specified LDAP directories
- **voms** *vo group role capabilities* - accept user with VOMS proxy belonging to specified *vo* and *group* and having specified *role* and *capabilities*. ‘*’ can be used to accept any value.
- **group** [*groupname* [...]] - accept user already belonging to one of specified groups.
- **all** - accept any user

8.5 Directories

The GM is installed into a single installation point referred as `$NORDUGRID_LOCATION` and following sub-directories are used:

- `$NORDUGRID_LOCATION/bin` - tools
- `$NORDUGRID_LOCATION/libexec` - program modules used by GM
- `$NORDUGRID_LOCATION/etc` - configuration file
- `$NORDUGRID_LOCATION/sbin` - daemons and SystemV start-up scripts
- `$NORDUGRID_LOCATION/lib` - gridftp server's plugins and API libraries (

The GM also uses following directories:

- *session root directory* - In this directory the SD is created. It can be multiple directories for the various users specified in the configuration file.

There are 2 processes which need to have a permissions to create new files and directories in it. Those are GM and GFS.

If any of those processes are run under dedicated user account, that account need full permissions in the *session root directory*.

If those processes are run under *root* account make sure *session root directory* is not on filesystem which limits capabilities of *root* user. For example NFS with *root_squash* option.

If there is need to run processes under *root* account (to run jobs in LRMS under different users' accounts) but there is no way to provide suitable *session root directory* use *norootpower* command in configuration of the GM. In that case GM and GFS will use identity of local user to which Grid identity is mapped to access *session root directory*. Hence those users will need full access there.

The GM creates SD with proper ownership and permissions for local identity used to run job. Some filesystems require *executable* permissions on *session root directory* to be set for local identity in order to access any file or subdirectory there.

This directory should also be shared among cluster nodes in order for job to access input files. Or internal means of LRMS must be used to transfer files to executing node. For more see section 8.6.

- *control directory* - In this directory the SD stores an information about the accepted jobs. Both GM and GFS processes must have full permissions there.
- Also subdirectory called *log* is created there. It is used to accumulate information about started and finished jobs. This information is periodically sent to the *logger service*.

8.6 LRMS support

The GM comes with support for several LRMS. And this number is slowly growing. Features explained below are for **PBS** backend. This support is provided through *submit-pbs-job*, *cancel-pbs-job*, *scan-pbs-job* scripts. *submit-pbs-job* creates job's script and submits it to PBS. Created job's script is responsible for moving data between frontend machine and cluster node (if required) and execution of actual job. Alternatively it can download input files and upload output if "*localtransfer no*" is specified in the configuration file.

Behavior of submission script is mostly controlled using environment variables. Most of them can be specified on frontend in GM's environment and overwritten on cluster's node through PBS configuration.

PBS_BIN_PATH - path to PBS executables. Like */usr/local/bin* for example.

TMP_DIR - path to directory to store temporary files. Default value is */tmp*.

RUNTIME_CONFIG_DIR - path where runtime setup scripts can be found.

GNU_TIME - path to GNU time utility. It is important to path to utility compatible with GNU time. If such utility is not available, modify *submit-pbs-job* to either reset this variable or change usage of available utility.

NODENAME - command to obtain name of cluster's node. Default is */bin/hostname -f*.

RUNTIME_LOCAL_SCRATCH_DIR - if defined should contain path to the directory on computing node, which can be used to store job's files during execution.

RUNTIME_FRONTEND_SEES_NODE - if defined should contain path corresponding to **RUNTIME_LOCAL_SCRATCH_DIR** as seen on **frontend** machine.

RUNTIME_NODE_SEES_FRONTEND - if set to "no" means computing node does not share filesystem with frontend. In that case content of the SD is moved to computing node by using means provided by the LRMS. Results are moved back after job's execution in a same way.

Figures 2,3,4 present some possible combinations for **RUNTIME_LOCAL_SCRATCH_DIR** and **RUNTIME_FRONTEND_SEES_NODE** and explain how data movement is performed. Pictures a) correspond to situation right after all input files are gathered in session directory and actions taken right after job's script starts. Pictures b) show how it looks while job is running and actions which are taken right after it finished. Pictures c) stand for final situation, when job files are ready to be uploaded to external storage element or be downloaded by user.

[htb]

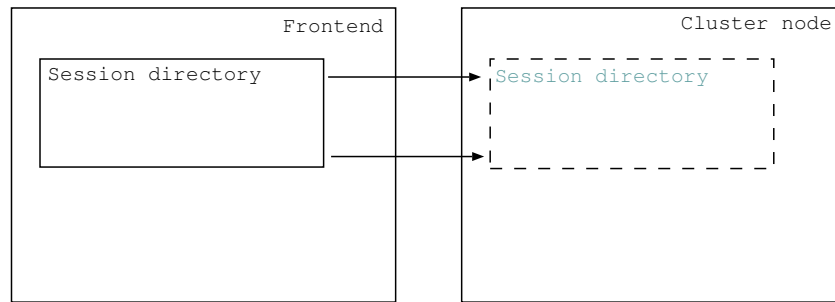


Figure 2: Both **RUNTIME_LOCAL_SCRATCH_DIR** and **RUNTIME_FRONTEND_SEES_NODE** undefined. Job is executed in session directory placed on frontend.

8.7 Runtime environment

The GM can run specially prepared **BASH** scripts prior creation of job's script and before executing job's main executable. Those scripts are requested by user through *runtimeenvironment* attribute in RSL and are run with only argument equal to '0', '1' or '2' during creation of job's script, before execution of main executable and after main executable finished accordingly. They all are run through **BASH**'s 'source' command, and hence can manipulate with shell variables. With argument '0' scripts are run by the GM on frontend. Some environment variables are defined in that case and can be changed to influence job's execution later:

- **joboption_directory** - session directory.
- **joboption_args** - command to be executed as specified in RSL.
- **joboption_env_#** - array of 'NAME=VALUE' environment variables (**not** bash array).
- **joboption_runtime_#** - array of requested *runtimeenvironment* names (**not** bash array).
- **joboption_num** - *runtimeenvironment* currently beeing processed (number starting from 0).

[htbp]

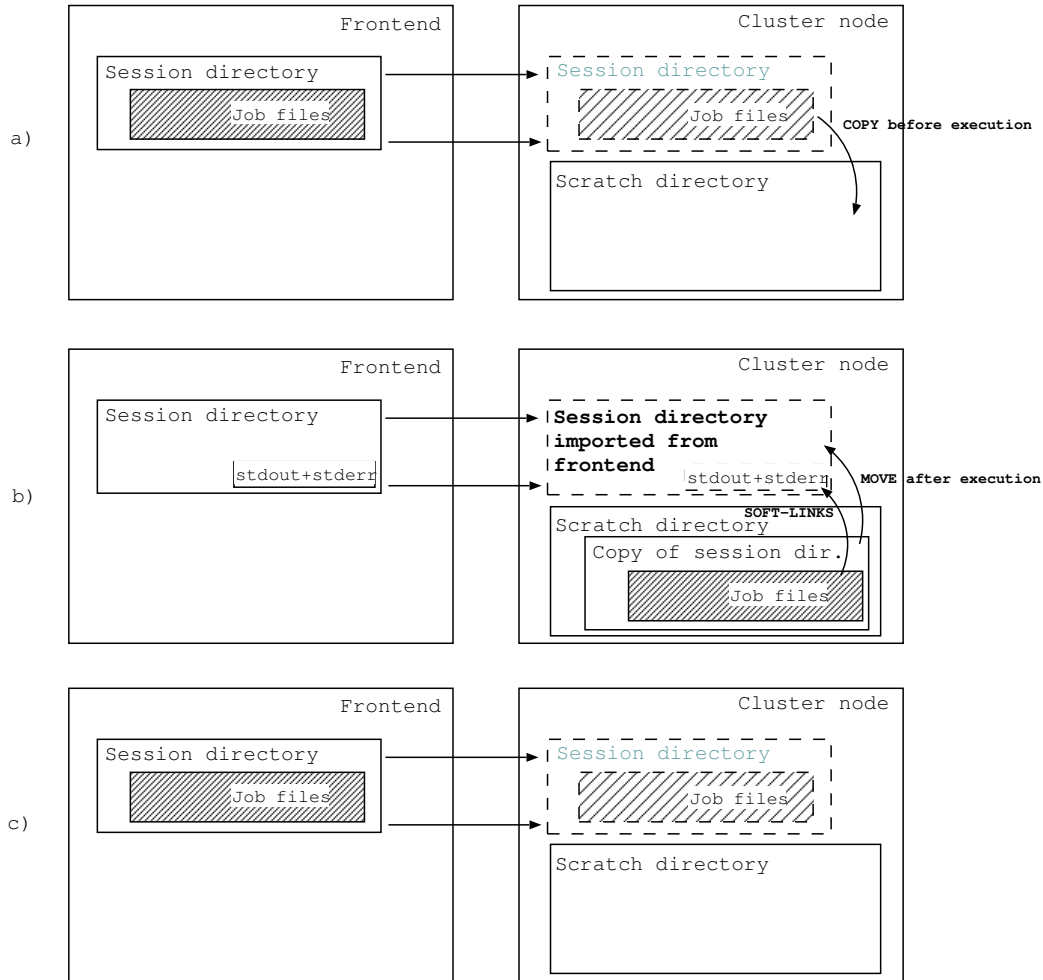


Figure 3: `RUNTIME_LOCAL_SCRATCH_DIR` is set to value representing scratch directory on computing node, `RUNTIME_FRONTEND_SEES_NODE` undefined.

- a) After job script starts all input files are moved to 'scratch directory' on computing node.
- b) Job runs in separate directory in 'scratch directory'. Only files representing job's *stdout* and *stderr* are placed in original 'session directory' and soft-linked in 'scratch'. After execution all files from 'scratch' are moved back to original 'session directory'.
- c) All output files are in 'session directory' and are ready to be uploaded/downloaded.

[htbp]

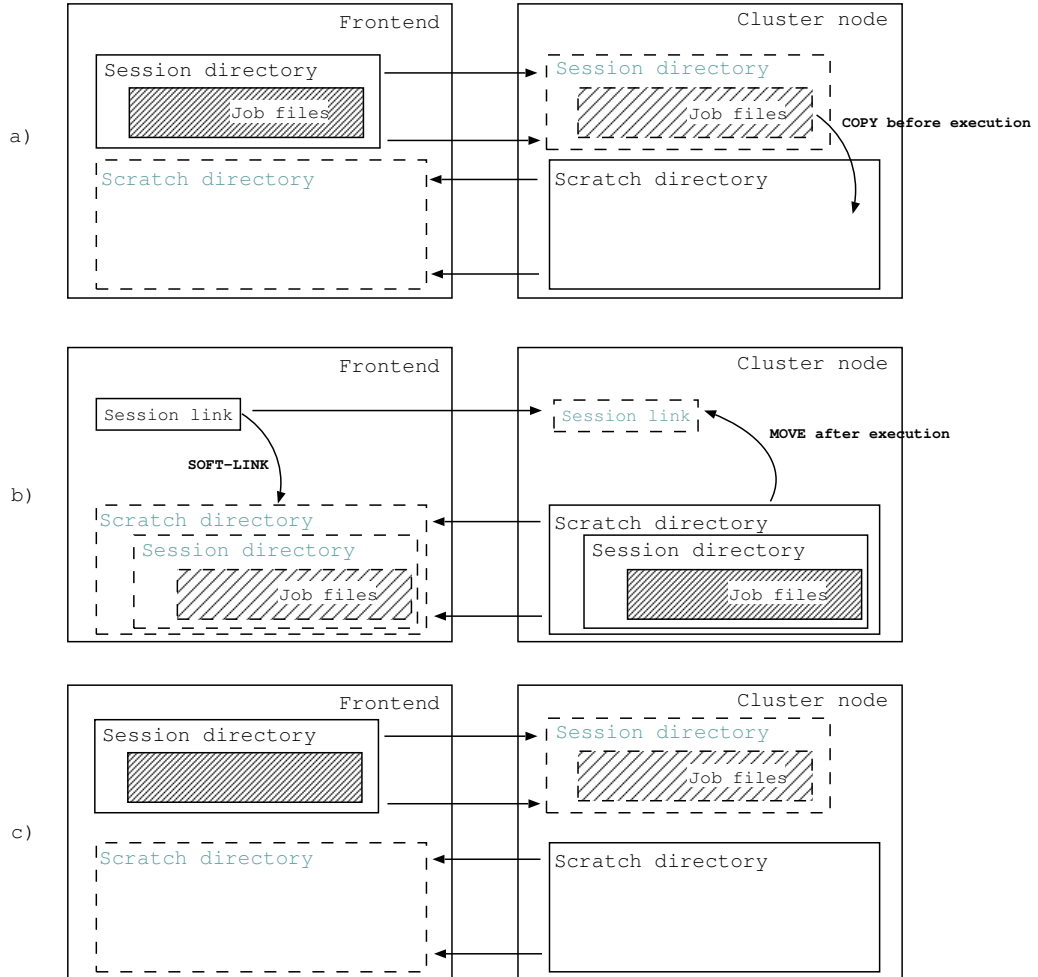


Figure 4: Both `RUNTIME_LOCAL_SCRATCH_DIR` and `RUNTIME_FRONTEND_SEES_NODE` are set to valuea representing sratch directory on computing node and way to access that scratch from frontend correspondingly.

- After job script starts all input files are moved to 'scratch directory' on computing node. Original 'session directory' is removed and replaced with soft-link to copy of session directory in 'scratch' as seen on frontend.
- Job runs in separate directory in 'scratch directory'. All files are also available on frontend through soft-link. After execution soft-link is replaced with directory and all files from 'scratch' are moved back to original 'session directory'.
- All output files are in 'session directory' and are ready to be uploaded/downloaded.

- `joboption_stdin` - name of file to be attached to stdin handle.
- `joboption_stdout` - same for stdout.
- `joboption_stderr` - same for stderr.
- `joboption_maxcputime` - amount of CPU time requested (minutes).
- `joboption_maxmemory` - amount of memory requested (megabytes).
- `joboption_count` - number of processors requested.
- `joboption_lrms` - LRMS to be used to run job.
- `joboption_queue` - name of a queue of LRMS to put job into.
- `joboption_nodeproperty_#` - array of properties of computing nodes (LRMS specific, **not** bash array).
- `joboption_jobname` - name of the job as given by user.
- `joboption_rsl` - whole RSL for very clever submission scripts.
- `joboption_rsl_name` - RSL attributes and values (like `joboption_rsl_xecutable="/bin/echo"`)

For example `joboption_args` could be changed to wrap main executable. Or `joboption_runtime` could be expanded if current one depends on others.

With argument '1' scripts are run just before main executable is run. They are executed on computing node. Such script can prepare environment for some third-party software package. A current directory in that case is one which would be used for execution of job. Variable `HOME` also points to that directory.

With argument '2' scripts are executed after main executable finished. Main purpose is to clean possible changes done by scripts run with '1' (like removing temporary files). Execution of scripts at that stage also happens on computing node and is not reliable. If the job is killed by LRMS they most probably won't be executed.

9 Installation

9.1 Requirements

The GM is mostly written using C++. It was tested and should compile on recent enough *Linux* systems using *gcc* compiler and *GNU make* (gcc versions 2.95, 2.96, 3.2 were tested). You will also need *Globus Toolkit*TM 2.x ($x \geq 2$) installed <http://www-unix.globus.org/toolkit/>.

9.2 Obtaining

Get distribution of GM as part of NorduGrid Toolkit at <http://www.nordugrid.org/download/>. Pick the latest version. Download and unpack it.

To compile GM **only** go to a top directory of source tree. **Read and edit** file `Make.inc`. Make sure `GLOBUS_LOCATION` points to the Globus installation directory and `GLOBUS_FLAVOR` is the one You have, *gcc32dbgpthr* or *gcc32pthr* are advised. The GM was tested only with *gcc32dgpthr* threaded version of Globus and it uses threads itself. So it most probably won't work properly with non-threaded version of Globus libraries. Variable `NORDUGRID_LOCATION` should contain path where the GM is to be installed. Make sure linker can find Globus libraries (use `LD_LIBRARY_PATH` environment variable for example).

Do not forget to edit variables which set the paths to the PBS installation: PBS_LOCATION and PBS_SPOOL .
Read comments to find out meaning of other variables.

9.3 Compilation

Run 'make' in the top source directory to build whole ARC toolkit or in grid-manager directory for GM related things.
This will create few executables in various sub-directories. Those are:

- grid-manager/grid-manager
- grid-manager/downloader
- grid-manager/uploader
- grid-manager/rsl/ng-parse-rsl
- grid-manager/misc/smtp-send
- grid-manager/globus-script-ng-submit
- grid-manager/init/grid-manager.sh
- grid-manager/init/gridftpd.sh
- grid-manager/LRMS/pbs/submit-pbs-job
- grid-manager/LRMS/pbs/cancel-pbs-job
- grid-manager/LRMS/pbs/parse-pbs-log
- grid-manager/LRMS/pbs/scan-pbs-job
- grid-manager/gridftp/gridftpd

Few libraries will also be created:

- grid-manager/libui.a
- grid-manager/gridftp/fileplugin/fileplugin.so
- grid-manager/gridftp/jobplugin/jobplugin.so
- grid-manager/gridftp/gaclplugin/gaclplugin.so

9.4 Installation

Run 'make install' in the main source directory. This will create directories

```
$NORDUGRID_LOCATION/bin  
$NORDUGRID_LOCATION/sbin  
$NORDUGRID_LOCATION/etc  
$NORDUGRID_LOCATION/lib  
$NORDUGRID_LOCATION/libexec  
$NORDUGRID_LOCATION/include
```

and install few files there.

9.5 Setup of the Grid Manager

To make GM to **interoperate with other parts** of the NorduGrid software it should exist **only one** session root directory and **only one** control directory.

If You used autotools (configure, etc.) to compile and install the GM then there is SysV startup script installed. This script uses central configuration file common for all ARC servers. It recreates separate configuration files. Description of such configuration is not a target of this document.

To use separate configuration file directly simplified startup script `$NORDUGRID_LOCATION/sbin/grid-manager.sh` can be used. It can also be used as SysV startup script. It is advisable to use the template configuration found in source tree under `grid-manager/config/grid-manager.conf`. Copy it to `$NORDUGRID_LOCATION/etc/grid-manager.conf`. Then read section 8.2 and comments inside configuration file and edit it if needed.

Simplified startup script supports usual options like start, restart, etc. and additional options:

lightcleanstart - after the GM starts it removes all jobs with states FINISHED,

cleanstart - all recognized jobs are removed,

distcleanstart - all files present in control and session directories are removed.

The GM is designed to be able to run both as root and as ordinary user. You can chose the name of the user by modifying variable `GM_USER` in start-up script or corresponding command in configuration file. It is better to keep it empty and run GM as root if You want to serve few users.

You may need to adjust few paths in files `$NORDUGRID_LOCATION/libexec/submit-pbs-job`, `$NORDUGRID_LOCATION/libexec/cancel-pbs-job` and `$NORDUGRID_LOCATION/libexec/scan-pbs-job`. You can edit variables described in 8.6 or set them in environment before starting GM. You do not need to do that if You use central configuration file.

The GM writes debug information into a file `/var/log/grid-manager.log` by default. . Also file `/var/log/gm-jobs.log` (default path in configuration template) contains information about all started and finished jobs, 2 lines per job (1 when job is started and 1 after it finished).

Unless You want to use GFS for job submission (strongly advised) now it's time to configure Globus job-manager. Please note, that the GM does **not** support submission through Globus GRAM (gatekeeper, job-manager) for version newer than 2.0. So information below is mostly useless. Few files called

- `globus-script-ng-submit`
- `globus-script-ng-queue`
- `globus-script-ng-rm`
- `globus-script-ng-poll`
- `ng-parse-rsl`

are installed in Your `$GLOBUS_LOCATION/libexec`. You have to add new resource to Globus gatekeeper configuration with `'-rdn ng'`. You can choose any name for it, but it is advisable to call it *jobmanager-ng*. For how to do that study Globus distribution documentation. Look for it at <http://www-unix.globus.org/toolkit/>.

9.6 Setup of the GridFTP Server

Like the GM GFS can be also started by SysV startup script installed by autotools build or simplified script `$NORDUGRID_LOCATION/sbin/gridftp.sh`. GFS startup scripts make GFS to write debug information into `/var/log/gridftp-server.log` by default.

Local file access in the GFS is implemented through plugins (shared libraries). There are 3 plugins provided with the GFS: *fileplugin.so*, *gaclplugin.so* and *jobplugin.so*. The *fileplugin.so* is intended to be uses for plain file access with

the configuration sensitive to user subject and is not necessary for setting a NorduGrid compatible site. The *gacplugin.so* uses GACL (<http://www.gridpp.ac.uk/authz/gacl/>) to control access to local file system. The *jobplugin.so* is using information about jobs being controlled by GM and provides access to session directories of the jobs owned by user. It also provides an interface (virtual directory and virtual operations) to submit, cancel, clean, renew credentials and obtain information about the job.

To make GFS to interoperate with other parts of the NorduGrid software only one *jobplugin.so* is required to be configured. It is advisable to use the template configuration file `$NORDUGRID_LOCATION/etc/gridftp-server.conf.template` found in source tree under `grid-manager/config/gridftpd.conf`. Copy it to `$NORDUGRID_LOCATION/etc/grid-manager.conf`. Then read section 8.3 and comments inside configuration file and edit it if needed. You can leave only part which configures *jobplugin.so* plugin.

There is no additional configuration job required for the GFS.

9.7 Usage

Refer to the description of the *User Interface* part [11] and extensions to RSL [7] for using the GM.

9.8 Unix accounts

Both GM and GFS are designed to be run by *root* UNIX account and serve multiple local UNIX and global Grid identities. Nevertheless it is possible to use *non-root* accounts to run those services. Although this means some functionality loss described below.

There are no implications on running GFS with *gacplugin* or *fileplugin* as long as only Grid identity of user is used and all served files and directories are owned by server's account.

For combination of GM and GFS with *jobplugin* both services must be run either by same account or one of services must be run under *root* account. That is needed because services communicate over local filesystem, hence must have full access to same set of files.

As long as GFS with *jobplugin* is run under non-root account there is no mapping from Grid identity to local UNIX account taking place. All allowed Grid users are assigned server's account and are then processed by GM using same account. Only way to overcome this limitation is to run one GFS per local account with proper access control configured.

Because GM has to represent user's local account while communication with LRMS, it can serve only account it is run under (unless it is run under *root* account, of course). Like in case of GFS, multiple instances of GM may be run, one per local account. That solution causes other implications. The GM loses possibility to share cached files among serviced users. It is not also possible to control load on a frontend by limiting number of simultaneously running *downloader* and *uploader* modules.

One has also take into account that private part of GSI infrastructure (private key of a host at least) has to be duplicated for every used account.

Appendix A. Job control over *jobplugin.so*

Virtual tree

Under mount point of *jobplugin* gridftp client can see directories representing job belonging to user, who started client. Directory per job. Directories names are same as jobs' identifiers. Those directories are directly connected to session directories of jobs and contain same files and subdirectories. Except if jobs session directory is moved to computing node. In that case directories only contains files with redirected stdout and stderr as specified in xRSL.

If job's xRSL has *gmlog* specified job's directory also contains subdirectory with same name, which contains files with information about job as created by GM. The most important are 'errors' and 'status'. 'errors' contains stderr of separate modules run by GM in order to process job (downloader, uploader, job's submission to LRMS). 'status' contains one word representing state of job.

Also under mount point there is one additional directory named "new" used to submit new jobs. And another directory "info" with subdirectories named after job ids. Those subdirectories contain files with information about job identical to those in subdirectory specified through *gmlog*.

Submission

Each xRSL put into directory "new" is accepted as job's description. jobplugin parses it and client gets positive response if there are no errors in request.

Job gets identifier and directory with corresponding name appears. If job's description contains input files which should be delivered from client's machine, client must upload them to that directory under specified names.

Because each job gets identifier there should be a way for client to obtain it. For that prior to providing xRSL client sends command CWD to change current directory to "new". In this way job's identifier is reserved, new directory corresponding to that identifier is created and client is redirected to it (as specified in FTP protocol). Job's description put into "new" will get reserved identifier.

Actions

Various actions to affect job's processing are performed by uploading xRSL files into directory "new". Content of xRSL may consist of only 2 parameters - action for *action* to be performed, and *jobid* to identify job to be affected.

Currently supported actions are:

<i>cancel</i>	to cancel job
<i>clean</i>	to remove job from computing resource
<i>renew</i>	to renew credentials delegated to job
<i>restart</i>	to restart job after failure at some phases

It is also possible to perform actions by using shortcut FTP operations described below.

Cancellation

Job is canceled by performing DELE (delete file) command on directory representing job. It can take some time (few minutes) before job is actually canceled. Nevertheless client gets response immediately.

Cleaning

Job's content is cleaned by performing RMD (remove directory) command on directory representing job. If job is in "FINISHED" state it will be cleaned immediately. Otherwise it will be cleaned after it reaches state "FINISHED".

Credentials renew

If client requests CWD to session directory credentials passed during authentication are compared to current credentials of the job. If validity time of the new credentials is longer job's credentials are replaced with new.

Appendix B. Library *libui*

libui is now part of *libngui* library. Functions are declared in header files *ui_downloader.h* and *ui_uploader.h*. Following interface is defined:

```
typedef enum {
    RSL_ACTION_REQUEST=0,
    RSL_ACTION_CANCEL =1,
    RSL_ACTION_CLEAN =2,
    RSL_ACTION_RENEW =3
} rsl_action;
int ui_downloader(const char* url,bool resursive,const char* path,const vector<string> &filenames,
int ui_uploader(const char* resource,const char* rsl,char** job_id,const char* session_url,rsl_action act);
```

ui_downloader is used to retrieve result of job and *ui_uploader* to submit job and to control it depending on value of *act*.

Arguments are:

url,session_url - URL used to access the job,

path - local path used to store downloaded files,

filenames - names of files available at GM or those to upload to GM,

download_files - if true download files, otherwise just fill list of available files

remove_files - if true remove all files and job from GM,

debug - debug level,

resource - URL of resource to submit job to (usually this is just gsiftp URL of the root of SDs),

rsl_action - action to be performed:

RSL_ACTION_REQUEST - submit the job,

RSL_ACTION_CANCEL - cancel job being processed,

RSL_ACTION_CLEAN - inform GM it can remove job,

RSL_ACTION_RENEW - renew job's credentials.

Appendix C. Library *libngdata*

libngdata is now part of *libngui* library. It's functions are declared in a header file *ngdata.h*. They correspond to ng* utilities meant for data handling - *ngacl*, *ngcp*, *ngls*, *ngrm*, *ngtransfer*. It consists of following functions:

```
void arcacl(const std::string& file_url,const std::string& command,int verbosity_level = -1,int timeout = 30);
void arcregister (const std::string& source_url_,const std::string& destination_url_,bool secure = false,int timeout = 30);
void arccp (const std::string& source_url_,const std::string& destination_url_,bool secure = false,int timeout = 30);
void arcls(const std::string& dir_url_,bool show_details = false,bool show_urls = false,int verbosity_level = -1,int timeout = 30);
void arcrm(const std::string& file_url,bool errcont = false,int verbosity_level = -1,int timeout = 30);
void arctransfer(const std::string& destination,std::list<std::string>& sources,int verbosity_level = -1,int timeout = 30);
```

Additionally this library contains C++ classes used by *ng** data management utilities. Those are described in “ARC::DataMove Reference Manual”.

Appendix D. Error messages of GM

If job has not finished successfully the GM put one or more lines into *job.ID.failed*. Possible values include those generated by the GM itself:

Internal error	Error in internal algorithm
Internal error: can't read local file	Error manipulating files in the control directory
Failed reading local job information	-//-
Failed reading status of the job	-//-
Failed writing job status	-//-
Failed during processing failure	-//-
Serious troubles (problems during processing problems)	-//-
Failed initiating job submission to LRMS	Could not run backend executable to pass job to LRMS
Job submission to LRMS failed	Backend executable supposed to pass job to LRMS returned non-zero exit code
Failed extracting LRMS ID due to some internal error	Output of Backend executable supposed to contain local ID of passed job could not be parsed
Failed in files upload (post-processing)	Failed to upload some or all output files
Failed in files upload due to expired credentials - try to renew	Failed to upload some or all output files most probably due to expired credentials (proxy certificate)
Failed to run uploader (post-processing)	Could not run <i>uploader</i> executable
uploader failed (postprocessing)	Generic error related to <i>uploader</i> component
Failed in files download (pre-processing)	Failed to upload some or all input files
Failed in files download due to expired credentials - try to renew	Failed to download some or all input files most probably due to expired credentials (proxy certificate)
Failed to run downloader (pre-processing)	Could not run <i>downloader</i> executable
downloader failed (preprocessing)	Generic error related to <i>downloader</i> component
User requested to cancel the job	GM detected external request to cancel this job, most probably issued by user
Could not process RSL	Job description could not be processed to syntax errors or missing elements
User requested dryrun. Job skipped.	Job description contains request not to process this job
LRMS error: (CODE) DESCRIPTION	LRMS returned error. CODE is replaced with numeric code of LRMS, and DESCRIPTION with textual description
Plugin at state STATE failed: OUTPUT	External plugin specified in GM's configuration returned non-zero exit code. STATE is replaced by name of state to which job was going to be passed, OUTPUT by textual output generated by plugin.
Failed running plugin at state STATE	External plugin specified in GM's configuration could not be executed.

Provided by downloader component (URL is replaced by source of input file, FILE by name of file):

Internal error in downloader	Generic error
Input file: URL - unknown error	Generic error
Input file: URL - unexpected error	Generic error
Input file: URL - bad source URL	Source URL is either malformed or not supported
Input file: URL - bad destination URL	Shouldn't happen
Input file: URL - failed to resolve source locations	File either not registered or other problems related to Data Indexing service.
Input file: URL - failed to resolve destination locations	Shouldn't happen
Input file: URL - failed to register new destination file	Shouldn't happen
Input file: URL - can't start reading from source	Problems related to accessing instance of file at Data Storing service.
Input file: URL - can't read from source	-//-
Input file: URL - can't start writing to destination	Access problems in a session directory
Input file: URL - can't write to destination	-//-
Input file: URL - data transfer was too slow	Timeouted while trying to download file
Input file: URL - failed while closing connection to source	Shouldn't happen
Input file: URL - failed while closing connection to destination	Shouldn't happen
Input file: URL - failed to register new location	Shouldn't happen
Input file: URL - can't use local cache	Problems with GM cache
Input file: URL - system error	Operating System returned error code where unexpected
Input file: URL - delegated credentials expired	Access to source requires credentials and they are either outdated or missing (not delegated).
User file: FILENAME - Bad information about file: checksum can't be parsed.	In job description there is a checksum provided for file uploadable by user interface and this record can't be interpreted.
User file: FILENAME - Bad information about file: size can't be parsed.	In job description there is a size provided for file uploadable by user interface and this record can't be interpreted.
User file: FILENAME - Expected file. Directory found.	Instead of file uploadable by user interface GM found directory with same name in a session directory.
User file: FILENAME - Expected ordinary file. Special object found.	Instead of file uploadable by user interface GM found special object with same name in a session directory.
User file: FILENAME - Delivered file is bigger than specified.	The size of file uploadable by user interface is bigger than specified in job description.
User file: FILENAME - Delivered file is unreadable.	GM can't check user uploadable file due to some internal error. Most probably due to improperly configured local permissions.
User file: FILENAME - Could not read file to compute checksum.	GM can't read user uploadable file due to some internal error. Most probably due to improperly configured local permissions.
User file: FILENAME - Timeout waiting	GM waited for user uploadable file too long.

Provided by uploader component (URL is replaced by destination of output file) :

Internal error in uploader	Generic error
Output file: URL - unknown error	Generic error
Output file: URL - unexpected error	Generic error
User requested to store output locally URL	Destination is URL of type <i>file</i> .
Output file: URL - bad source URL	Shouldn't happen
Output file: URL - bad destination URL	Destination URL is either malformed or not supported
Output file: URL - failed to resolve source locations	Shouldn't happen
Output file: URL - failed to resolve destination locations	Problems related to Data Indexing service.
Output file: URL - failed to register new destination file	-//-
Output file: URL - can't start reading from source	User request to store output file, but there is no such file or there are problems accessing session directory
Output file: URL - can't start writing to destination	Problems with Data Storing services
Output file: URL - can't read from source	Problems accessing session directory
Output file: URL - can't write to destination	Problems with Data Storing services
Output file: URL - data transfer was too slow	Timeout during transfer
Output file: URL - failed while closing connection to source	Shouldn't happen
Output file: URL - failed while closing connection to destination	Shouldn't happen
Output file: URL - failed to register new location	Problems related to Data Indexing service.
Output file: URL - can't use local cache	Shouldn't happen
Output file: URL - system error	Operating System returned error code where unexpected
Output file: URL - delegated credentials expired	Access to destination requires credentials and they are either outdated or missing (not delegated).

Coming from LRMS (PBS) backend:

Submission: Configuration error.	
Submission: System error.	
Submission: Job description error.	
Submission: Local submission client behaved unexpectedly.	
Submission: Local submission client failed.	

References

- [1] NorduGrid project. <http://www.nordugrid.org>

- [2] An Overview of The NorduGrid Architecture Proposal. <http://www.nordugrid.org/documents/nordarch.pdf>
- [3] GridFTP: Universal Data Transfer for the Grid. <http://www.globus.org/datagrid/deliverables/C2WPdraft3.pdf>
- [4] The NorduGrid Information System. <http://www.nordugrid.org/documents/ng-infosys.pdf>
- [5] Globus Resource Allocation Manager. <http://www.globus.org/gram/>
- [6] The Globus Resource Specification Language RSL v1.0. http://www-fp.globus.org/gram/rsl_spec1.html
- [7] Extended Resource Specification Language. <http://www.nordugrid.org/documents/xrsl.pdf>
- [8] The Globus Project. <http://www.globus.org/>
- [9] GACL - a Grid ACL manipulation library. <http://www.gridpp.ac.uk/authz/gacl/>
- [10] VOMS Architecture (v1.1) (draft). http://grid-auth.infn.it/docs/VOMS-v1_1.pdfhttp://grid-auth.infn.it/docs/VOMS-v1_1.pdf, Authorization Working Group <http://grid-auth.infn.it/>.
- [11] The NorduGrid User Interface. <http://www.nordugrid.org/documents/NorduGrid-UI.pdf>